

GT

Automotive



PASSENGER & L.C.V.
CAMSHAFTS
PARTS BULLETIN



WHY CHOOSE GT AUTOMOTIVE ?

Our aim is simple; to provide the automotive industry with trusted, OE quality products at a competitive price.

GT Automotive is a quality-driven supplier specialising in the manufacture and distribution of automotive parts. We have partnered with several key manufacturers to bring competitively priced OE quality products to the UK and European markets. With these established partnerships, our portfolio is more extensive than ever, especially after our move in to suspension parts with Maysan Mando.

With a huge stock base in our Oxfordshire warehouse facility, GT Automotive can cover a vast range of applications with fast and efficient delivery. With core values of quality, service and product value at the heart of our expansion, GT Automotive is proud to be one of the up and coming brands in the UK market.

Manufacturing and OE Heritage

GT Automotive originates from the manufacture of engine components; having been involved in the production of camshafts for the global market for over 20 years. Over this time, we have worked with OEMs such as Ford, TVR, Nissan, Cummins and Scania to name just a few.

With years of experience and a wealth of expertise from OEM projects and wholesale distribution behind the team, GT Automotive camshafts have become a well-established product range, renowned for consistently high quality and a huge variety of applications.

GT Automotive is now applying this OEM experience and manufacturing knowledge to a wider range of quality products as we look to expand the GT brand in the aftermarket, adhering to the same principles of quality, service and value for every product we release.

At a glance... Why Choose GT Automotive?

- OE Quality, competitive prices- every time
- Thousands of UK car parc applications covered
- No quibble warranty on replacement part
- Quick access to the latest parts and applications
- Autocat certified for easy sourcing
- Trusted UK brand
- One location, one factory for each range giving full traceability
- Excellent customer and aftersales support



BRAND NEW CAMSHAFTS FOR FEB 2020

CAMSHAFT KIT for BMW N47 ENGINES

GT1004038 GT1004039

CAMSHAFT KIT for BMW B47 N47 (LCI) ENGINES

GT1004040 GT1004041

CAMSHAFT for HYUNDAI KIA D4EA ENGINES

GT1019006

CAMSHAFT KIT for MERC C-CLASS M111.xxx ENGINES

GT1033138 GT1033139

**FULL SPEC INFO CONTAINED WITHIN THIS BULLETIN
ALL PARTS IN STOCK FOR IMMEDIATE DISPATCH**

CAMSHAFT KIT for BMW N47 ENGINES

GT1004038039

PRODUCT DETAILS

Part #:	GT1004038	GT1004039
Fitment:	INLET	EXHAUST
Material:	STEEL	STEEL
Dimension	ø45	ø45
Weight (gr):	1600	1600

OEM REFERENCES

1131 857 5435 | 1131 857 5436



KIT BUILDING (Available On Request)

420009010 x16

422024610 x16



APPLICATIONS (Sample Selection)

Description	Engine Code	Year	kW	HP	cc	Build
1 (E81) 116 d	N47 D20 A	11.2008 - 12.2011	85	116	1995	Hatchback
1 (E81) 116 d	N47 D20 C	11.2008 - 12.2011	85	116	1995	Hatchback
1 (E81) 118 d	N47 D20 A	09.2006 - 12.2011	100	136	1995	Hatchback
1 (E81) 118 d	N47 D20 C	09.2006 - 12.2011	100	136	1995	Hatchback
1 (E81) 118 d	N47 D20 C	09.2006 - 12.2011	105	143	1995	Hatchback
1 (E81) 120 d	N47 D20 A	03.2007 - 12.2011	120	163	1995	Hatchback
1 (E81) 120 d	N47 D20 C	03.2007 - 12.2011	120	163	1995	Hatchback
1 (E81) 120 d	N47 D20 A	03.2007 - 12.2011	130	177	1995	Hatchback
1 (E81) 120 d	N47 D20 C	03.2007 - 12.2011	130	177	1995	Hatchback

APPLICATIONS (Sample Selection)

Description	Engine Code	Year	kW	HP	cc	Build
1 (E81) 120 d	N47 D20 A	03.2007 - 12.2011	145	197	1995	Hatchback
1 (E81) 120 d	N47 D20 C	03.2007 - 12.2011	145	197	1995	Hatchback
1 (E81) 123 d	N47 D20 B	03.2007 - 12.2011	150	204	1995	Hatchback
1 (E81) 123 d	N47 D20 D	03.2007 - 12.2011	150	204	1995	Hatchback
1 Convertible (E88) 118 d	N47 D20 A	09.2008 - 12.2013	100	136	1995	Convertible
1 Coupe (E82) 120 d	N47 D20 A	09.2007 - 10.2013	130	177	1995	Coupe
1 Coupe (E82) 120 d	N47 D20 C	09.2007 - 10.2013	130	177	1995	Coupe
1 Coupe (E82) 123 d	N47 D20 B	10.2007 - 10.2013	150	204	1995	Coupe
X1 (E84) sDrive 18 d	N47 D20 C	12.2009 - 06.2015	105	143	1995	Estate
X1 (E84) sDrive 20 d	N47 D20 C	03.2010 - 06.2015	120	163	1995	Estate
X1 (E84) sDrive 20 d	N47 D20 C	10.2009 - 06.2015	130	177	1995	Estate
X1 (E84) sDrive 20 d	N47 D20 C	07.2012 - 06.2015	135	184	1995	Estate
X1 (E84) xDrive 18 d	N47 D20 C	10.2009 - 06.2015	105	143	1995	Estate
X1 (E84) xDrive 20 d	N47 D20 C	03.2010 - 06.2015	120	163	1995	Estate
X1 (E84) xDrive 20 d	N47 D20 C	09.2009 - 06.2012	130	177	1995	Estate
X1 (E84) xDrive 20 d	N47 D20 C	07.2012 - 06.2015	135	184	1995	Estate
X1 (E84) xDrive 23 d	N47 D20 D	10.2009 - 06.2015	150	204	1995	Estate

CAMSHAFT KIT for BMW B47 N47 (LCI) ENGINES

GT1004040041

PRODUCT DETAILS

Part #:	GT1004040	GT1004041
Fitment:	INLET	EXHAUST
Material:	STEEL	STEEL
Dimension	ø45	ø45
Weight (gr):	1600	1600

OEM REFERENCES

1131 857 5437 | 1131 857 5438
1131 850 6076 | 1131 850 6077



KIT BUILDING (Available On Request)

420009010 x16

422024610 x16



APPLICATIONS (Sample Selection)

Description	Engine Code	Year	kW	HP	cc	Build
1 (E81) 116 d Check OE no. for LCI	N47 D20 A	11.2008 - 12.2011	85	116	1995	Hatchback
1 (E81) 116 d Check OE no. for LCI	N47 D20 C	11.2008 - 12.2011	85	116	1995	Hatchback
1 (E81) 118 d Check OE no. for LCI	N47 D20 A	09.2006 - 12.2011	100	136	1995	Hatchback
1 (E81) 118 d Check OE no. for LCI	N47 D20 C	09.2006 - 12.2011	100	136	1995	Hatchback
1 (E81) 118 d Check OE no. for LCI	N47 D20 A	09.2006 - 12.2011	105	143	1995	Hatchback
1 (E81) 118 d Check OE no. for LCI	N47 D20 C	09.2006 - 12.2011	105	143	1995	Hatchback
1 (E81) 120 d Check OE no. for LCI	N47 D20 A	03.2007 - 12.2011	120	163	1995	Hatchback
1 (E81) 120 d Check OE no. for LCI	N47 D20 C	03.2007 - 12.2011	120	163	1995	Hatchback
1 (E81) 120 d Check OE no. for LCI	N47 D20 A	03.2007 - 12.2011	130	177	1995	Hatchback

APPLICATIONS (Sample Selection)

Description	Engine Code	Year	kW	HP	cc	Build
1 (E81) 120 d Check OE no. for LCI	N47 D20 C	03.2007 - 12.2011	130	177	1995	Hatchback
1 (E81) 120 d Check OE no. for LCI	N47 D20 A	03.2007 - 12.2011	145	197	1995	Hatchback
1 (E81) 120 d Check OE no. for LCI	N47 D20 C	03.2007 - 12.2011	145	197	1995	Hatchback
1 (E81) 123 d Check OE no. for LCI	N47 D20 D	03.2007 - 12.2011	150	204	1995	Hatchback
1 (E87) 116 d Check OE no. for LCI	N47 D20 A	03.2009 - 06.2011	85	116	1995	Hatchback
1 (E87) 116 d Check OE no. for LCI	N47 D20 C	03.2009 - 06.2011	85	116	1995	Hatchback
1 (E87) 118 d Check OE no. for LCI	N47 D20 A	03.2007 - 06.2011	100	136	1995	Hatchback
1 (E87) 118 d Check OE no. for LCI	N47 D20 C	03.2007 - 06.2011	100	136	1995	Hatchback
1 (E87) 118 d Check OE no. for LCI	N47 D20 A	03.2007 - 06.2011	105	143	1995	Hatchback
1 (E87) 118 d Check OE no. for LCI	N47 D20 C	03.2007 - 06.2011	105	143	1995	Hatchback
1 (E87) 120 d Check OE no. for LCI	N47 D20 A	06.2004 - 06.2011	120	163	1995	Hatchback
1 (E87) 120 d Check OE no. for LCI	N47 D20 A	03.2007 - 06.2011	130	177	1995	Hatchback
1 (E87) 120 d Check OE no. for LCI	N47 D20 C	03.2007 - 06.2011	130	177	1995	Hatchback
1 (E87) 123 d Check OE no. for LCI	N47 D20 D	03.2007 - 09.2012	150	204	1995	Hatchback
1 (E87) 123 d Check OE no. for LCI	N47 D20 C	03.2007 - 09.2012	150	204	1995	Hatchback
1 (F20) 114 d Check OE no. for LCI	N47 D16 A	11.2012 - 06.2015	70	95	1598	Hatchback
1 (F20) 116 d Check OE no. for LCI	N47 D16 A	03.2012 - 02.2015	85	116	1598	Hatchback
1 (F20) 116 d Check OE no. for LCI	N47 D20 C	07.2011 - 02.2015	85	116	1995	Hatchback
1 (F20) 118 d Check OE no. for LCI	N47 D20 C	07.2011 - 02.2015	100	136	1995	Hatchback
1 (F20) 118 d Check OE no. for LCI	N47 D20 C	07.2011 - 02.2015	105	143	1995	Hatchback
1 (F20) 118 d Check OE no. for LCI	B47 D20 A	03.2015 - 06.2019	110	150	1995	Hatchback
1 (F20) 118 d xDrive Check OE no. for LCI	N47 D20 C	07.2013 - 02.2015	105	143	1995	Hatchback
1 (F20) 118 d xDrive Check OE no. for LCI	B47 D20 A	03.2015 - 06.2019	110	150	1995	Hatchback
1 (F20) 120 d Check OE no. for LCI	B47 D20 A	07.2011 - 06.2019	120	163	1995	Hatchback
1 (F20) 120 d Check OE no. for LCI	N47 D20 C	07.2011 - 06.2019	120	163	1995	Hatchback

APPLICATIONS (Sample Selection)

Description	Engine Code	Year	kW	HP	cc	Build
1 (F20) 120 d Check OE no. for LCI	N47 D20 C	07.2011 - 02.2015	135	184	1995	Hatchback
1 (F20) 120 d Check OE no. for LCI	B47 D20 A	03.2015 - 06.2019	140	190	1995	Hatchback
1 (F20) 120 d Check OE no. for LCI	N47 D20 C	07.2011 - 02.2015	147	200	1995	Hatchback
1 (F20) 120 d xDrive Check OE no. for LCI	N47 D20 C	11.2012 - 02.2015	135	184	1995	Hatchback
1 (F20) 120 d xDrive Check OE no. for LCI	B47 D20 A	03.2015 - 06.2019	140	190	1995	Hatchback
1 (F20) 120 d xDrive Check OE no. for LCI	N47 D20 C	11.2012 - 02.2015	147	200	1995	Hatchback
1 (F20) 125 d Check OE no. for LCI	B47 D20 B	03.2012 - 06.2019	155	211	1995	Hatchback
1 (F20) 125 d Check OE no. for LCI	N47 D20 D	03.2012 - 06.2019	155	211	1995	Hatchback
1 (F20) 125 d Check OE no. for LCI	N47 D20 D	03.2012 - 02.2015	160	218	1995	Hatchback
1 (F20) 125 d Check OE no. for LCI	B47 D20 B	03.2015 - 06.2019	165	224	1995	Hatchback
1 (F21) 114 d Check OE no. for LCI	N47 D16 A	07.2012 -	70	95	1598	Hatchback
1 (F21) 116 d Check OE no. for LCI	N47 D16 A	12.2011 -	85	116	1598	Hatchback
1 (F21) 116 d Check OE no. for LCI	N47 D20 C	01.2012 -	85	116	1995	Hatchback
1 (F21) 118 d Check OE no. for LCI	N47 D20 C	12.2011 -	100	136	1995	Hatchback
1 (F21) 118 d Check OE no. for LCI	N47 D20 C	12.2011 -	105	143	1995	Hatchback
1 (F21) 118 d Check OE no. for LCI	B47 D20 A	03.2015 -	110	150	1995	Hatchback
1 (F21) 118 d xDrive Check OE no. for LCI	N47 D20 C	05.2013 -	105	143	1995	Hatchback
1 (F21) 118 d xDrive Check OE no. for LCI	B47 D20 A	03.2015 -	110	150	1995	Hatchback
1 (F21) 120 d Check OE no. for LCI	N47 D20 C	07.2012 -	120	163	1995	Hatchback
1 (F21) 120 d Check OE no. for LCI	N47 D20 C	07.2012 -	135	184	1995	Hatchback
1 (F21) 120 d Check OE no. for LCI	B47 D20 A	03.2015 -	140	190	1995	Hatchback
1 (F21) 120 d Check OE no. for LCI	N47 D20 C	01.2012 -	147	200	1995	Hatchback
1 (F21) 120 d xDrive Check OE no. for LCI	N47 D20 C	02.2012 -	135	184	1995	Hatchback
1 (F21) 120 d xDrive Check OE no. for LCI	B47 D20 A	03.2015 -	140	190	1995	Hatchback
1 (F21) 120 d xDrive Check OE no. for LCI	N47 D20 C	01.2012 -	147	200	1995	Hatchback

APPLICATIONS (Sample Selection)

Description	Engine Code	Year	kW	HP	cc	Build
1 (F21) 125 d Check OE no. for LCI	N47 D20 D	12.2011 -	155	211	1995	Hatchback
1 (F21) 125 d Check OE no. for LCI	N47 D20 D	12.2011 -	160	218	1995	Hatchback
1 (F21) 125 d Check OE no. for LCI	B47 D20 B	03.2015 -	165	224	1995	Hatchback
1 (F40) 118 d Check OE no. for LCI	B47 C20 B	07.2019 -	110	150	1995	Hatchback
1 (F40) 120 d xDrive Check OE no. for LCI	B47 C20 B	07.2019 -	140	190	1995	Hatchback
1 Convertible (E88) 118 d Check OE no. for LCI	N47 D20 A	09.2008 - 12.2013	100	136	1995	Convertible
1 Convertible (E88) 118 d Check OE no. for LCI	N47 D20 C	09.2008 - 12.2013	100	136	1995	Convertible
1 Convertible (E88) 118 d Check OE no. for LCI	N47 D20 A	09.2008 - 12.2013	105	143	1995	Convertible
1 Convertible (E88) 118 d Check OE no. for LCI	N47 D20 C	09.2008 - 12.2013	105	143	1995	Convertible
1 Convertible (E88) 120 d Check OE no. for LCI	N47 D20 A	03.2008 - 12.2013	130	177	1995	Convertible
1 Convertible (E88) 120 d Check OE no. for LCI	N47 D20 C	03.2008 - 12.2013	130	177	1995	Convertible
1 Convertible (E88) 120 d Check OE no. for LCI	N47 D20 C	03.2008 - 12.2013	145	197	1995	Convertible
1 Convertible (E88) 123 d Check OE no. for LCI	N47 D20 D	09.2008 - 12.2013	150	204	1995	Convertible
1 Coupe (E82) 118 d Check OE no. for LCI	N47 D20 C	09.2009 - 10.2013	100	136	1995	Coupe
1 Coupe (E82) 118 d Check OE no. for LCI	N47 D20 C	09.2009 - 10.2013	105	143	1995	Coupe
1 Coupe (E82) 120 d Check OE no. for LCI	N47 D20 A	09.2007 - 10.2013	130	177	1995	Coupe
1 Coupe (E82) 120 d Check OE no. for LCI	N47 D20 C	09.2007 - 10.2013	130	177	1995	Coupe
1 Coupe (E82) 120 d Check OE no. for LCI	N47 D20 A	09.2007 - 10.2013	145	197	1995	Coupe
1 Coupe (E82) 120 d Check OE no. for LCI	N47 D20 C	09.2007 - 10.2013	145	197	1995	Coupe
1 Coupe (E82) 123 d Check OE no. for LCI	N47 D20 D	10.2007 - 10.2013	150	204	1995	Coupe
2 Active Tourer (F45) 218 d Check OE no. for LCI	B47 C20 A	11.2013 -	110	150	1995	MPV
2 Active Tourer (F45) 218 d Check OE no. for LCI	B47 C20 B	11.2013 -	110	150	1995	MPV
2 Active Tourer (F45) 218 d xDrive Check OE no. for LCI	B47 C20 A	12.2014 -	110	150	1995	MPV
2 Active Tourer (F45) 218 d xDrive Check OE no. for LCI	B47 C20 B	12.2014 -	110	150	1995	MPV
2 Active Tourer (F45) 220 d Check OE no. for LCI	B47 C20 A	03.2014 -	140	190	1995	MPV

APPLICATIONS (Sample Selection)

Description	Engine Code	Year	kW	HP	cc	Build
2 Active Tourer (F45) 220 d Check OE no. for LCI	B47 C20 B	03.2014 -	140	190	1995	MPV
2 Active Tourer (F45) 220 d xDrive Check OE no. for LCI	B47 C20 A	03.2014 -	140	190	1995	MPV
2 Active Tourer (F45) 220 d xDrive Check OE no. for LCI	B47 C20 B	03.2014 -	140	190	1995	MPV
2 Convertible (F23) 218 d Check OE no. for LCI	B47 D20 A	07.2015 -	110	150	1995	Convertible
2 Convertible (F23) 220 d Check OE no. for LCI	B47 D20 A	03.2014 -	140	190	1995	Convertible
2 Convertible (F23) 225 d Check OE no. for LCI	B47 D20 B	07.2015 -	165	224	1995	Convertible
2 Coupe (F22, F87) 218 d Check OE no. for LCI	N47 D20 C	01.2014 -	105	143	1995	Coupe
2 Coupe (F22, F87) 218 d Check OE no. for LCI	B47 D20 A	07.2015 -	110	150	1995	Coupe
2 Coupe (F22, F87) 220 d Check OE no. for LCI	N47 D20 C	10.2012 - 11.2014	135	184	1995	Coupe
2 Coupe (F22, F87) 220 d Check OE no. for LCI	B47 D20 A	03.2014 -	140	190	1995	Coupe
2 Coupe (F22, F87) 220 d Check OE no. for LCI	N47 D20 C	10.2012 - 11.2014	147	200	1995	Coupe
2 Coupe (F22, F87) 220 d xDrive Check OE no. for LCI	B47 D20 A	06.2014 -	140	190	1995	Coupe
2 Coupe (F22, F87) 225 d Check OE no. for LCI	N47 D20 D	01.2014 -	160	218	1995	Coupe
2 Coupe (F22, F87) 225 d Check OE no. for LCI	B47 D20 B	07.2015 -	165	224	1995	Coupe
2 Gran Coupe (F44) 220 d Check OE no. for LCI	B47 C20 B	11.2019 -	140	190	1995	Coupe
2 Gran Tourer (F46) 218 d Check OE no. for LCI	B47 C20 A	07.2014 -	110	150	1995	MPV
2 Gran Tourer (F46) 218 d Check OE no. for LCI	B47 C20 B	07.2014 -	110	150	1995	MPV
2 Gran Tourer (F46) 218 d xDrive Check OE no. for LCI	B47 C20 A	03.2015 -	110	150	1995	MPV
2 Gran Tourer (F46) 218 d xDrive Check OE no. for LCI	B47 C20 B	03.2015 -	110	150	1995	MPV
2 Gran Tourer (F46) 220 d Check OE no. for LCI	B47 C20 A	09.2014 -	140	190	1995	MPV
2 Gran Tourer (F46) 220 d Check OE no. for LCI	B47 C20 B	09.2014 -	140	190	1995	MPV
2 Gran Tourer (F46) 220 d xDrive Check OE no. for LCI	B47 C20 A	03.2015 -	140	190	1995	MPV
2 Gran Tourer (F46) 220 d xDrive Check OE no. for LCI	B47 C20 B	03.2015 -	140	190	1995	MPV
3 (E90) 316 d Check OE no. for LCI	N47 D20 C	07.2009 - 12.2011	85	116	1995	Saloon
3 (E90) 318 d Check OE no. for LCI	N47 D20 A	02.2007 - 03.2010	100	136	1995	Saloon

APPLICATIONS (Sample Selection)

Description	Engine Code	Year	kW	HP	cc	Build
3 (E90) 318 d Check OE no. for LCI	N47 D20 A	02.2007 - 10.2011	105	143	1995	Saloon
3 (E90) 318 d Check OE no. for LCI	N47 D20 C	02.2007 - 10.2011	105	143	1995	Saloon
3 (E90) 320 d Check OE no. for LCI	N47 D20 C	12.2004 - 10.2011	120	163	1995	Saloon
3 (E90) 320 d Check OE no. for LCI	N47 D20 A	09.2007 - 02.2010	130	177	1995	Saloon
3 (E90) 320 d Check OE no. for LCI	N47 D20 C	09.2007 - 02.2010	130	177	1995	Saloon
3 (E90) 320 d Check OE no. for LCI	N47 D20 C	03.2010 - 10.2011	135	184	1995	Saloon
3 (E90) 320 d xDrive Check OE no. for LCI	N47 D20 C	09.2008 - 10.2011	120	163	1995	Saloon
3 (E90) 320 d xDrive Check OE no. for LCI	N47 D20 A	09.2008 - 02.2010	130	177	1995	Saloon
3 (E90) 320 d xDrive Check OE no. for LCI	N47 D20 C	09.2008 - 02.2010	130	177	1995	Saloon
3 (E90) 320 d xDrive Check OE no. for LCI	N47 D20 C	03.2010 - 10.2011	135	184	1995	Saloon
3 (F30, F80) 316 d Check OE no. for LCI	B47 D20 A	03.2012 - 10.2018	85	116	1995	Saloon
3 (F30, F80) 316 d Check OE no. for LCI	N47 D20 C	03.2012 - 10.2018	85	116	1995	Saloon
3 (F30, F80) 318 d Check OE no. for LCI	N47 D20 C	03.2012 - 06.2015	105	143	1995	Saloon
3 (F30, F80) 318 d Check OE no. for LCI	B47 D20 A	07.2015 - 10.2018	110	150	1995	Saloon
3 (F30, F80) 318 d xDrive Check OE no. for LCI	N47 D20 C	07.2013 - 06.2015	105	143	1995	Saloon
3 (F30, F80) 318 d xDrive Check OE no. for LCI	B47 D20 A	07.2015 - 02.2018	110	150	1995	Saloon
3 (F30, F80) 320 d Check OE no. for LCI	B47 D20 A	11.2011 - 10.2018	120	163	1995	Saloon
3 (F30, F80) 320 d Check OE no. for LCI	N47 D20 C	11.2011 - 10.2018	120	163	1995	Saloon
3 (F30, F80) 320 d Check OE no. for LCI	N47 D20 C	11.2011 - 03.2016	135	184	1995	Saloon
3 (F30, F80) 320 d Check OE no. for LCI	B47 D20 A	07.2015 - 10.2018	140	190	1995	Saloon
3 (F30, F80) 320 d Check OE no. for LCI	N47 D20 C	11.2011 - 03.2016	147	200	1995	Saloon
3 (F30, F80) 320 d xDrive Check OE no. for LCI	N47 D20 C	08.2012 - 06.2015	135	184	1995	Saloon
3 (F30, F80) 320 d xDrive Check OE no. for LCI	B47 D20 A	07.2015 - 10.2018	140	190	1995	Saloon
3 (F30, F80) 320 d xDrive Check OE no. for LCI	N47 D20 C	08.2012 - 06.2015	147	200	1995	Saloon
3 (F30, F80) 325 d Check OE no. for LCI	N47 D20 D	03.2013 - 02.2016	160	218	1995	Saloon

APPLICATIONS (Sample Selection)

Description	Engine Code	Year	kW	HP	cc	Build
3 (F30, F80) 325 d Check OE no. for LCI	N47 D20 D	03.2013 - 02.2016	160	218	1995	Saloon
3 (F30, F80) 325 d Check OE no. for LCI	B47 D20 B	03.2016 - 02.2018	165	224	1995	Saloon
3 (G20) 318 d Check OE no. for LCI	B47 D20 B	03.2019 -	110	150	1995	Saloon
3 (G20) 320 d Check OE no. for LCI	B47 D20 B	11.2018 -	140	190	1995	Saloon
3 (G20) 320 d xDrive Check OE no. for LCI	B47 D20 B	11.2018 -	140	190	1995	Saloon
3 Convertible (E93) 320 d Check OE no. for LCI	N47 D20 A	03.2008 - 02.2010	130	177	1995	Convertible
3 Convertible (E93) 320 d Check OE no. for LCI	N47 D20 C	03.2008 - 02.2010	130	177	1995	Convertible
3 Convertible (E93) 320 d Check OE no. for LCI	N47 D20 C	03.2010 - 10.2013	135	184	1995	Convertible
3 Convertible (E93) 320 d Check OE no. for LCI	N47 D20 A	09.2007 - 02.2010	145	197	1995	Convertible
3 Convertible (E93) 320 d Check OE no. for LCI	N47 D20 C	09.2007 - 02.2010	145	197	1995	Convertible
3 Convertible (E93) 320 d Check OE no. for LCI	N47 D20 C	03.2010 - 10.2013	147	200	1995	Convertible
3 Coupe (E92) 320 d Check OE no. for LCI	N47 D20 A	09.2006 - 02.2010	130	177	1995	Coupe
3 Coupe (E92) 320 d Check OE no. for LCI	N47 D20 C	09.2006 - 02.2010	130	177	1995	Coupe
3 Coupe (E92) 320 d Check OE no. for LCI	N47 D20 C	03.2010 - 06.2013	135	184	1995	Coupe
3 Coupe (E92) 320 d Check OE no. for LCI	N47 D20 A	09.2006 - 02.2010	145	197	1995	Coupe
3 Coupe (E92) 320 d Check OE no. for LCI	N47 D20 C	09.2006 - 02.2010	145	197	1995	Coupe
3 Coupe (E92) 320 d Check OE no. for LCI	N47 D20 C	03.2010 - 06.2013	147	200	1995	Coupe
3 Coupe (E92) 320 d xDrive Check OE no. for LCI	N47 D20 C	09.2008 - 02.2010	130	177	1995	Coupe
3 Coupe (E92) 320 d xDrive Check OE no. for LCI	N47 D20 C	03.2010 - 06.2013	135	184	1995	Coupe
3 Coupe (E92) 320 d xDrive Check OE no. for LCI	N47 D20 C	09.2008 - 02.2010	145	197	1995	Coupe
3 Coupe (E92) 320 d xDrive Check OE no. for LCI	N47 D20 C	03.2010 - 06.2013	147	200	1995	Coupe
3 Gran Turismo (F34) 318 d Check OE no. for LCI	N47 D20 C	03.2013 -	105	143	1995	Hatchback
3 Gran Turismo (F34) 318 d Check OE no. for LCI	B47 D20 A	07.2015 -	110	150	1995	Hatchback
3 Gran Turismo (F34) 320 d Check OE no. for LCI	N47 D20 C	03.2013 - 07.2015	135	184	1995	Hatchback
3 Gran Turismo (F34) 320 d Check OE no. for LCI	B47 D20 A	07.2015 -	140	190	1995	Hatchback

APPLICATIONS (Sample Selection)

Description	Engine Code	Year	kW	HP	cc	Build
3 Gran Turismo (F34) 320 d Check OE no. for LCI	N47 D20 C	05.2013 - 07.2015	147	200	1995	Hatchback
3 Gran Turismo (F34) 320 d xDrive Check OE no. for LCI	N47 D20 C	03.2013 - 07.2015	135	184	1995	Hatchback
3 Gran Turismo (F34) 320 d xDrive Check OE no. for LCI	B47 D20 A	07.2015 -	140	190	1995	Hatchback
3 Gran Turismo (F34) 320 d xDrive Check OE no. for LCI	N47 D20 C	05.2013 - 07.2015	147	200	1995	Hatchback
3 Gran Turismo (F34) 325 d Check OE no. for LCI	N47 D20 D	03.2013 -	160	218	1995	Hatchback
3 Gran Turismo (F34) 325 d Check OE no. for LCI	B47 D20 B	07.2016 -	165	224	1995	Hatchback
3 Touring (E91) 316 d Check OE no. for LCI	N47 D20 C	09.2009 - 06.2012	85	116	1995	Estate
3 Touring (E91) 318 d Check OE no. for LCI	N47 D20 C	07.2007 - 06.2012	100	136	1995	Estate
3 Touring (E91) 318 d Check OE no. for LCI	N47 D20 A	09.2007 - 06.2012	105	143	1995	Estate
3 Touring (E91) 318 d Check OE no. for LCI	N47 D20 C	09.2007 - 06.2012	105	143	1995	Estate
3 Touring (E91) 320 d Check OE no. for LCI	N47 D20 C	12.2004 - 06.2012	120	163	1995	Estate
3 Touring (E91) 320 d Check OE no. for LCI	N47 D20 A	02.2007 - 12.2010	130	177	1995	Estate
3 Touring (E91) 320 d Check OE no. for LCI	N47 D20 C	02.2007 - 12.2010	130	177	1995	Estate
3 Touring (E91) 320 d Check OE no. for LCI	N47 D20 C	03.2010 - 05.2012	135	184	1995	Estate
3 Touring (E91) 320 d Check OE no. for LCI	N47 D20 A	02.2007 - 02.2010	145	197	1995	Estate
3 Touring (E91) 320 d Check OE no. for LCI	N47 D20 C	02.2007 - 02.2010	145	197	1995	Estate
3 Touring (E91) 320 d Check OE no. for LCI	N47 D20 C	03.2010 - 05.2012	147	200	1995	Estate
3 Touring (E91) 320 d xDrive Check OE no. for LCI	N47 D20 C	07.2009 - 06.2012	120	163	1995	Estate
3 Touring (E91) 320 d xDrive Check OE no. for LCI	N47 D20 C	09.2008 - 02.2010	130	177	1995	Estate
3 Touring (E91) 320 d xDrive Check OE no. for LCI	N47 D20 C	03.2010 - 06.2012	135	184	1995	Estate
3 Touring (E91) 320 d xDrive Check OE no. for LCI	N47 D20 C	02.2008 - 02.2010	145	197	1995	Estate
3 Touring (E91) 320 d xDrive Check OE no. for LCI	N47 D20 C	03.2010 - 05.2012	147	200	1995	Estate
3 Touring (F31) 316 d Check OE no. for LCI	B47 D20 A	11.2012 - 06.2019	85	116	1995	Estate
3 Touring (F31) 316 d Check OE no. for LCI	N47 D20 C	11.2012 - 06.2019	85	116	1995	Estate
3 Touring (F31) 318 d Check OE no. for LCI	N47 D20 C	11.2012 - 06.2015	105	143	1995	Estate

APPLICATIONS (Sample Selection)

Description	Engine Code	Year	kW	HP	cc	Build
3 Touring (F31) 318 d Check OE no. for LCI	B47 D20 A	07.2015 - 06.2019	110	150	1995	Estate
3 Touring (F31) 318 d xDrive Check OE no. for LCI	N47 D20 C	07.2013 - 06.2015	105	143	1995	Estate
3 Touring (F31) 318 d xDrive Check OE no. for LCI	B47 D20 A	07.2015 - 02.2018	110	150	1995	Estate
3 Touring (F31) 320 d Check OE no. for LCI	B47 D20 A	07.2012 - 06.2019	120	163	1995	Estate
3 Touring (F31) 320 d Check OE no. for LCI	N47 D20 C	07.2012 - 06.2019	120	163	1995	Estate
3 Touring (F31) 320 d Check OE no. for LCI	N47 D20 C	07.2012 - 02.2016	135	184	1995	Estate
3 Touring (F31) 320 d Check OE no. for LCI	B47 D20 A	07.2015 - 06.2019	140	190	1995	Estate
3 Touring (F31) 320 d Check OE no. for LCI	N47 D20 C	07.2012 - 02.2016	147	200	1995	Estate
3 Touring (F31) 320 d xDrive	N47 D20 C	03.2013 - 06.2015	135	184	1995	Estate
3 Touring (F31) 320 d xDrive	B47 D20 A	07.2015 - 06.2019	140	190	1995	Estate
3 Touring (F31) 320 d xDrive	N47 D20 C	03.2013 - 06.2015	147	200	1995	Estate
3 Touring (F31) 325 d	N47 D20 D	03.2013 - 02.2016	160	218	1995	Estate
3 Touring (F31) 325 d	B47 D20 B	03.2016 - 02.2018	165	224	1995	Estate
3 Touring (G21) 318 d	B47 D20 B	11.2019 -	110	150	1995	Estate
3 Touring (G21) 320 d	B47 D20 B	07.2019 -	140	190	1995	Estate
3 Touring (G21) 320 d xDrive	B47 D20 B	07.2019 -	140	190	1995	Estate
4 Convertible (F33, F83) 420 d	N47 D20 C	10.2013 - 06.2015	135	184	1995	Convertible
4 Convertible (F33, F83) 420 d	B47 D20 A	07.2015 -	140	190	1995	Convertible
4 Convertible (F33, F83) 420 d	N47 D20 C	10.2013 - 06.2015	147	200	1995	Convertible
4 Convertible (F33, F83) 425 d	N47 D20 D	07.2014 - 02.2016	160	218	1995	Convertible
4 Convertible (F33, F83) 425 d	B47 D20 B	03.2016 - 02.2018	165	224	1995	Convertible
4 Coupe (F32, F82) 418 d	B47 D20 A	03.2015 - 10.2017	110	150	1995	Coupe
4 Coupe (F32, F82) 420 d	N47 D20 C	07.2013 - 02.2015	135	184	1995	Coupe
4 Coupe (F32, F82) 420 d	B47 D20 A	03.2015 -	140	190	1995	Coupe
4 Coupe (F32, F82) 420 d	N47 D20 C	07.2013 - 03.2015	147	200	1995	Coupe

APPLICATIONS (Sample Selection)

Description	Engine Code	Year	kW	HP	cc	Build
4 Coupe (F32, F82) 420 d xDrive	N47 D20 C	11.2013 - 02.2015	135	184	1995	Coupe
4 Coupe (F32, F82) 420 d xDrive	B47 D20 A	03.2015 -	140	190	1995	Coupe
4 Coupe (F32, F82) 420 d xDrive	N47 D20 C	11.2013 - 03.2015	147	200	1995	Coupe
4 Coupe (F32, F82) 425 d	N47 D20 D	03.2014 - 02.2016	160	218	1995	Coupe
4 Coupe (F32, F82) 425 d	B47 D20 B	03.2016 - 10.2017	165	224	1995	Coupe
4 Gran Coupe (F36) 418 d	N47 D20 C	03.2014 - 06.2015	105	143	1995	Coupe
4 Gran Coupe (F36) 418 d	B47 D20 A	07.2015 -	110	150	1995	Coupe
4 Gran Coupe (F36) 420 d	N47 D20 C	03.2014 - 02.2015	135	184	1995	Coupe
4 Gran Coupe (F36) 420 d	B47 D20 A	03.2015 -	140	190	1995	Coupe
4 Gran Coupe (F36) 420 d	N47 D20 C	03.2014 - 02.2015	147	200	1995	Coupe
4 Gran Coupe (F36) 420 d xDrive	N47 D20 C	03.2014 - 02.2015	135	184	1995	Coupe
4 Gran Coupe (F36) 420 d xDrive	B47 D20 A	03.2015 -	140	190	1995	Coupe
4 Gran Coupe (F36) 420 d xDrive	N47 D20 C	03.2014 - 02.2015	147	200	1995	Coupe
4 Gran Coupe (F36) 425 d	B47 D20 B	03.2016 - 02.2018	165	224	1995	Coupe
5 (E60) 520 d	N47 D20 C	09.2005 - 12.2009	120	163	1995	Saloon
5 (E60) 520 d	N47 D20 A	09.2007 - 12.2009	130	177	1995	Saloon
5 (E60) 520 d	N47 D20 C	09.2007 - 12.2009	130	177	1995	Saloon
5 (F10) 518 d	N47 D20 C	07.2013 - 06.2014	105	143	1995	Saloon
5 (F10) 518 d	B47 D20 A	07.2014 - 10.2016	110	150	1995	Saloon
5 (F10) 520 d	N47 D20 C	06.2010 - 06.2014	135	184	1995	Saloon
5 (F10) 520 d	B47 D20 A	07.2014 - 10.2016	140	190	1995	Saloon
5 (F10) 520 d	N47 D20 C	06.2010 - 06.2014	147	200	1995	Saloon
5 (F10) 520 d	B47 D20 A	10.2013 - 10.2016	155	211	1995	Saloon
5 (F10) 520 d xDrive	N47 D20 C	07.2013 - 06.2014	135	184	1995	Saloon
5 (F10) 520 d xDrive	B47 D20 A	07.2014 - 10.2016	140	190	1995	Saloon

APPLICATIONS (Sample Selection)

Description	Engine Code	Year	kW	HP	cc	Build
5 (F10) 520 d xDrive	N47 D20 C	01.2013 - 06.2014	147	200	1995	Saloon
5 (F10) 520 d xDrive	B47 D20 A	10.2013 - 10.2016	155	211	1995	Saloon
5 (F10) 525 d	N47 D20 D	09.2011 - 10.2016	155	211	1995	Saloon
5 (F10) 525 d	N47 D20 D	09.2011 - 10.2016	160	218	1995	Saloon
5 (F10) 525 d xDrive	N47 D20 D	09.2011 - 10.2016	155	211	1995	Saloon
5 (F10) 525 d xDrive	N47 D20 D	09.2011 - 10.2016	160	218	1995	Saloon
5 (G30, F90) 518 d	B47 D20 B	07.2018 -	110	150	1995	Saloon
5 (G30, F90) 520 d	B47 D20 A	09.2016 -	140	190	1995	Saloon
5 (G30, F90) 520 d xDrive	B47 D20 A	09.2016 -	140	190	1995	Saloon
5 (G30, F90) 525 d	B47 D20 B	07.2017 -	170	231	1995	Saloon
5 Gran Turismo (F07) 520 d	N47 D20 C	04.2011 - 02.2017	135	184	1995	Hatchback
5 Touring (E61) 520 d	N47 D20 C	04.2005 - 05.2010	120	163	1995	Estate
5 Touring (E61) 520 d	N47 D20 A	09.2007 - 05.2010	130	177	1995	Estate
5 Touring (E61) 520 d	N47 D20 C	09.2007 - 05.2010	130	177	1995	Estate
5 Touring (F11) 518 d	N47 D20 C	07.2013 - 06.2014	105	143	1995	Estate
5 Touring (F11) 518 d	B47 D20 A	07.2014 - 02.2017	110	150	1995	Estate
5 Touring (F11) 520 d	N47 D20 C	06.2010 - 06.2014	135	184	1995	Estate
5 Touring (F11) 520 d	B47 D20 A	07.2014 - 02.2017	140	190	1995	Estate
5 Touring (F11) 520 d	N47 D20 C	06.2010 - 06.2014	147	200	1995	Estate
5 Touring (F11) 520 d	B47 D20 A	07.2014 - 02.2017	155	211	1995	Estate
5 Touring (F11) 520 d xDrive	N47 D20 C	07.2013 - 06.2014	135	184	1995	Estate
5 Touring (F11) 520 d xDrive	B47 D20 A	07.2014 - 02.2017	140	190	1995	Estate
5 Touring (F11) 520 d xDrive	N47 D20 C	07.2013 - 06.2014	147	200	1995	Estate
5 Touring (F11) 520 d xDrive	B47 D20 A	07.2014 - 02.2017	155	211	1995	Estate
5 Touring (F11) 525 d	N47 D20 D	09.2011 - 02.2017	160	218	1995	Estate

APPLICATIONS (Sample Selection)

Description	Engine Code	Year	kW	HP	cc	Build
5 Touring (F11) 525 d xDrive	N47 D20 D	07.2013 - 02.2017	160	218	1995	Estate
5 Touring (G31) 520 d	B47 D20 B	03.2017 -	140	190	1995	Estate
5 Touring (G31) 520 d	B47 D20 A	03.2017 -	140	190	1995	Estate
5 Touring (G31) 520 d xDrive	B47 D20 B	07.2017 -	140	190	1995	Estate
5 Touring (G31) 520 d xDrive	B47 D20 A	07.2017 -	140	190	1995	Estate
5 Touring (G31) 525 d	B47 D20 B	07.2017 -	170	231	1995	Estate
6 Gran Turismo (G32) 620 d xDrive	B47 D20 B	07.2018 -	140	190	1995	Hatchback
7 (G11, G12) 725 d, Ld	B47 D20 B	07.2016 - 02.2019	170	231	1995	Saloon
X1 (E84) sDrive 16 d	N47 D20 C	04.2012 - 06.2015	85	116	1995	Estate
X1 (E84) sDrive 18 d	N47 D20 C	12.2009 - 06.2015	105	143	1995	Estate
X1 (E84) sDrive 20 d	N47 D20 C	03.2010 - 06.2015	120	163	1995	Estate
X1 (E84) sDrive 20 d	N47 D20 C	10.2009 - 06.2015	130	177	1995	Estate
X1 (E84) sDrive 20 d	N47 D20 C	07.2012 - 06.2015	135	184	1995	Estate
X1 (E84) xDrive 18 d	N47 D20 C	10.2009 - 06.2015	105	143	1995	Estate
X1 (E84) xDrive 20 d	N47 D20 C	03.2010 - 06.2015	120	163	1995	Estate
X1 (E84) xDrive 20 d	N47 D20 C	09.2009 - 06.2012	130	177	1995	Estate
X1 (E84) xDrive 20 d	N47 D20 C	07.2012 - 06.2015	135	184	1995	Estate
X1 (E84) xDrive 23 d	N47 D20 D	10.2009 - 06.2015	150	204	1995	Estate
X1 (E84) xDrive 25 d	N47 D20 D	10.2009 - 06.2015	160	218	1995	Estate
X1 (F48) sDrive 18 d	B47 C20 A	07.2015 -	110	150	1995	Estate
X1 (F48) sDrive 18 d	B47 C20 B	07.2015 -	110	150	1995	Estate
X1 (F48) xDrive 18 d	B47 C20 A	11.2014 -	110	150	1995	Estate
X1 (F48) xDrive 18 d	B47 C20 B	11.2014 -	110	150	1995	Estate
X1 (F48) xDrive 20 d	B47 C20 A	07.2015 -	140	190	1995	Estate
X1 (F48) xDrive 20 d	B47 C20 B	07.2015 -	140	190	1995	Estate

APPLICATIONS (Sample Selection)

Description	Engine Code	Year	kW	HP	cc	Build
X1 (F48) xDrive 25 d	B47 C20 B	11.2014 -	170	231	1995	Estate
X2 (F39) sDrive 18 d	B47 C20 B	03.2018 -	110	150	1995	Closed ORV
X2 (F39) sDrive 18 d	B47 C20 A	03.2018 -	110	150	1995	Closed ORV
X2 (F39) xDrive 18 d	B47 C20 B	03.2018 -	110	150	1995	Closed ORV
X2 (F39) xDrive 20 d	B47 C20 A	11.2017 -	140	190	1995	Closed ORV
X2 (F39) xDrive 20 d	B47 C20 B	11.2017 -	140	190	1995	Closed ORV
X2 (F39) xDrive 25 d	B47 C20 B	11.2017 -	170	231	1995	Closed ORV
X3 (E83) 2.0 d	N47 D20 A	09.2007 - 08.2008	130	177	1995	Closed ORV
X3 (E83) 2.0 d	N47 D20 C	09.2007 - 08.2008	130	177	1995	Closed ORV
X3 (E83) xDrive 18 d	N47 D20 C	09.2008 - 12.2011	105	143	1995	Closed ORV
X3 (E83) xDrive 20 d	N47 D20 C	09.2008 - 08.2010	120	163	1995	Closed ORV
X3 (E83) xDrive 20 d	N47 D20 C	09.2008 - 08.2010	130	177	1995	Closed ORV
X3 (F25) sDrive 18 d	N47 D20 C	10.2012 - 03.2014	100	136	1995	Closed ORV
X3 (F25) sDrive 18 d	N47 D20 C	10.2012 - 03.2014	105	143	1995	Closed ORV
X3 (F25) sDrive 18 d	B47 D20 A	04.2014 - 08.2017	110	150	1995	Closed ORV
X3 (F25) xDrive 20 d	N47 D20 C	09.2010 - 03.2014	120	163	1995	Closed ORV
X3 (F25) xDrive 20 d	N47 D20 C	09.2010 - 03.2014	135	184	1995	Closed ORV
X3 (F25) xDrive 20 d	B47 D20 A	04.2014 - 08.2017	140	190	1995	Closed ORV
X3 (G01, F97) xDrive 20 d	B47 D20 B	08.2017 -	140	190	1995	Closed ORV
X3 (G01, F97) xDrive 20 d	B47 D20 A	08.2017 -	140	190	1995	Closed ORV
X4 (F26) xDrive 20 d	B47 D20 A	04.2014 - 03.2018	140	190	1995	Closed ORV
X4 (G02, F98) xDrive 20 d	B47 D20 A	04.2018 -	140	190	1995	Closed ORV
X5 (F15, F85) sDrive 25 d	N47 D20 D	12.2013 - 07.2015	160	218	1995	Closed ORV
X5 (F15, F85) sDrive 25 d	B47 D20 B	08.2015 - 07.2018	170	231	1995	Closed ORV
X5 (F15, F85) xDrive 25 d	N47 D20 D	12.2013 - 07.2015	160	218	1995	Closed ORV

APPLICATIONS (Sample Selection)

Description	Engine Code	Year	kW	HP	cc	Build
X5 (F15, F85) xDrive 25 d	B47 D20 B	08.2015 - 07.2018	170	231	1995	Closed ORV
MINI (F55) Cooper SD	B47 C20 A	09.2013 -	125	170	1995	Hatchback
MINI (F56) Cooper SD	B47 C20 A	06.2014 -	125	170	1995	Hatchback
MINI (F56) Cooper SD	B47 C20 B	06.2014 -	125	170	1995	Hatchback
MINI (R56) Cooper D	N47 C16 A	06.2010 - 11.2013	82	112	1598	Hatchback
MINI (R56) Cooper D	N47 C20 A	02.2011 - 11.2013	82	112	1995	Hatchback
MINI (R56) Cooper SD	N47 C20 A	02.2011 - 11.2013	100	136	1995	Hatchback
MINI (R56) Cooper SD	N47 C20 A	02.2011 - 11.2013	105	143	1995	Hatchback
MINI (R56) One D	N47 C16 A	07.2010 - 11.2013	66	90	1598	Hatchback
MINI CLUBMAN (F54) Cooper D	B47 C20 A	12.2014 -	110	150	1995	Estate
MINI CLUBMAN (F54) Cooper D	B47 C20 B	12.2014 -	110	150	1995	Estate
MINI CLUBMAN (F54) Cooper SD	B47 C20 A	02.2015 -	140	190	1995	Estate
MINI CLUBMAN (F54) Cooper SD	B47 C20 B	02.2015 -	140	190	1995	Estate
MINI CLUBMAN (F54) Cooper SD ALL4	B47 C20 A	04.2015 -	140	190	1995	Estate
MINI CLUBMAN (F54) Cooper SD ALL4	B47 C20 B	04.2015 -	140	190	1995	Estate
MINI CLUBMAN (R55) Cooper D	N47 C16 A	03.2010 - 06.2014	82	112	1598	Estate
MINI CLUBMAN (R55) Cooper D	N47 C20 A	02.2011 - 06.2014	82	112	1995	Estate
MINI CLUBMAN (R55) Cooper SD	N47 C20 A	02.2011 - 06.2014	105	143	1995	Estate
MINI CLUBMAN (R55) Cooper SD	N47 C20 A	02.2011 - 06.2014	100	136	1995	Estate
MINI CLUBMAN (R55) One D	N47 C16 A	03.2010 - 06.2014	66	90	1598	Estate
MINI CLUBVAN (R55) Cooper D	N47 C16 A	12.2012 - 06.2014	82	112	1598	Box Body/Estate
MINI CLUBVAN (R55) Cooper D	N47 C20 A	12.2012 - 06.2014	82	112	1995	Box Body/Estate
MINI COUNTRYMAN (F60) Cooper D	B47 C20 A	10.2016 -	110	150	1995	Estate
MINI COUNTRYMAN (F60) Cooper D ALL4	B47 C20 A	10.2016 -	110	150	1995	Estate
MINI COUNTRYMAN (F60) Cooper SD	B47 C20 A	10.2016 -	140	190	1995	Estate

APPLICATIONS (Sample Selection)

Description	Engine Code	Year	kW	HP	cc	Build
MINI COUNTRYMAN (F60) Cooper SD ALL4	B47 C20 A	10.2016 -	140	190	1995	Estate
MINI COUNTRYMAN (R60) Cooper D	N47 C16 A	08.2010 - 10.2016	82	112	1598	Estate
MINI COUNTRYMAN (R60) Cooper D	N47 C20 A	03.2011 - 10.2016	82	112	1995	Estate
MINI COUNTRYMAN (R60) Cooper D ALL4	N47 C16 A	08.2010 - 10.2016	82	112	1598	Estate
MINI COUNTRYMAN (R60) Cooper D ALL4	N47 C20 A	03.2011 - 10.2016	82	112	1995	Estate
MINI COUNTRYMAN (R60) Cooper SD	N47 C20 A	03.2011 - 10.2016	105	143	1995	Estate
MINI COUNTRYMAN (R60) Cooper SD ALL4	N47 C20 A	03.2011 - 10.2016	100	136	1995	Estate
MINI COUNTRYMAN (R60) Cooper SD ALL4	N47 C20 A	03.2011 - 10.2016	105	143	1995	Estate
MINI COUNTRYMAN (R60) One D	N47 C16 A	08.2010 - 10.2016	66	90	1598	Estate
MINI Convertible (F57) Cooper SD	B47 C20 A	05.2015 -	125	170	1995	Convertible
MINI Convertible (F57) Cooper SD	B47 C20 B	05.2015 -	125	170	1995	Convertible
MINI Convertible (R57) Cooper D	N47 C16 A	05.2009 - 11.2013	82	112	1598	Convertible
MINI Convertible (R57) Cooper D	N47 C20 A	02.2011 - 05.2015	82	112	1995	Convertible
MINI Convertible (R57) Cooper SD	N47 C20 A	06.2009 - 05.2015	105	143	1995	Convertible
MINI Coupe (R58) Cooper SD	N47 C20 A	12.2010 - 05.2015	100	136	1995	Coupe
MINI Coupe (R58) Cooper SD	N47 C20 A	12.2010 - 05.2015	105	143	1995	Coupe
MINI PACEMAN (R61) Cooper D	N47 C16 A	04.2012 - 09.2016	82	112	1598	Coupe
MINI PACEMAN (R61) Cooper D	N47 C20 A	07.2012 - 09.2016	82	112	1995	Coupe
MINI PACEMAN (R61) Cooper D ALL4	N47 C16 A	04.2012 - 09.2016	82	112	1598	Coupe
MINI PACEMAN (R61) Cooper D ALL4	N47 C20 A	03.2012 - 09.2016	82	112	1995	Coupe
MINI PACEMAN (R61) Cooper SD	N47 C20 A	03.2012 - 09.2016	105	143	1995	Coupe
MINI PACEMAN (R61) Cooper SD ALL4	N47 C20 A	04.2012 - 09.2016	105	143	1995	Coupe
MINI Roadster (R59) Cooper SD	N47 C20 A	11.2011 - 04.2015	100	136	1995	Convertible
MINI Roadster (R59) Cooper SD	N47 C20 A	11.2011 - 04.2015	105	143	1995	Convertible

CAMSHAFT for HYUNDAI KIA D4EA ENGINES

GT1019006

PRODUCT DETAILS

Part #:	GT1019006
Fitment:	STANDARD
Material:	STEEL
Dimension	ø50
Weight (gr):	2160

OEM REFERENCES

24100-27000



KIT BUILDING (Available On Request)

APPLICATIONS (Sample Selection)

Description	Engine Code	Year	kW	HP	cc	Build
ELANTRA (XD) 2.0 CRDi	D4EA	04.2001 - 07.:	83	113	1991	Hatchback
HIGHWAY VAN 2.0 CRDi	D4EA	03.2001 - 03.:	83	113	1991	Box
LANTRA Saloon (XD) 2.0 CRDi	D4EA	04.2001 - 07.:	83	113	1991	Saloon
SANTA FÉ I (SM) 2.0 CRDi	D4EA	08.2001 - 03.:	83	113	1991	Closed ORV
SANTA FÉ I (SM) 2.0 CRDi 4x4	D4EA	04.2001 - 03.:	83	113	1991	Closed ORV
SANTA FÉ II (CM) 2.0 CRDi 4x4	D4EA	03.2006 - 12.:	85	115	1991	Closed ORV
TRAJET (FO) 2.0 CRDi	D4EA	04.2001 - 07.:	83	113	1991	MPV
TUCSON (JM) 2.0 CRDi	D4EA	08.2004 - 03.:	83	113	1991	Closed ORV
TUCSON (JM) 2.0 CRDi All-wheel Drive	D4EA	08.2004 - 03.:	83	113	1991	Closed ORV

APPLICATIONS (Sample Selection)

Description	Engine Code	Year	kW	HP	cc	Build
CARENS III MPV (UN) 2.0 CRDi 115	D4EA	05.2007 -	85	115	1991	MPV
CARENS III MPV (UN) 2.0 CRDi 135	D4EA	08.2009 -	100	136	1991	MPV
CARENS Mk II MPV (FJ) 2.0 CRDi	D4EA	07.2002 -	83	113	1991	MPV
CEE'D Hatchback (ED) 2.0 CRDi	D4EA	06.2007 - 12.:	100	136	1991	Hatchback
CEE'D Hatchback (ED) 2.0 CRDi 140	D4EA	09.2007 - 12.:	103	140	1991	Hatchback
CEE'D SW (ED) 2.0 CRDi 140	D4EA	07.2007 - 12.:	103	140	1991	Estate
CERATO Hatchback (LD) 2.0 CRDi	D4EA	04.2004 -	83	112	1991	Hatchback
CERATO Saloon (LD) 2.0 CRDi	D4EA	04.2004 - 05.:	83	112	1991	Saloon
MAGENTIS (MG) 2.0 CRDi	D4EA	11.2005 - 12.:	100	136	1991	Saloon
PRO CEE'D (ED) 2.0 CRDi 140	D4EA	02.2008 - 09.:	103	140	1991	Hatchback
SPORTAGE (JE_, KM_) 2.0 CRDi	D4EA	02.2005 -	83	113	1991	Closed ORV
SPORTAGE (JE_, KM_) 2.0 CRDi	D4EA	01.2006 -	100	136	1991	Closed ORV
SPORTAGE (JE_, KM_) 2.0 CRDi 4WD	D4EA	09.2004 -	83	113	1991	Closed ORV
SPORTAGE (JE_, KM_) 2.0 CRDi 4WD	D4EA	01.2006 -	100	136	1991	Closed ORV

CAMSHAFT KIT for MERC C-CLASS M111.xxx ENGINES

GT1033138139

PRODUCT DETAILS

Part #:	GT1033138	GT1033139
Fitment:	INLET	EXHAUST
Material:	CHILL CAST	CHILL CAST
Dimension	∅	∅
Weight (gr):	2850	2600

OEM REFERENCES

111 050 4501 | 111 050 4701



KIT BUILDING (Available On Request)

420004210 x16



APPLICATIONS (Sample Selection)

Description	Engine Code	Year	kW	HP	cc	Build
C-CLASS (W203) C 180 (203.035)	M 111.951	10.2000 - 05.2002	95	129	1998	Saloon
C-CLASS (W203) C 200 Kompressor (203.045)	M 111.955	05.2000 - 06.2002	120	163	1998	Saloon
C-CLASS Coupe (CL203) C 180 (203.735)	M 111.951	03.2001 - 05.2002	95	129	1998	Coupe
C-CLASS Coupe (CL203) C 200 Kompressor (203.745)	M 111.955	03.2001 - 05.2002	120	163	1998	Coupe
C-CLASS Coupe (CL203) C 230 Kompressor (203.747)	M 111.981	03.2001 - 05.2002	145	197	2295	Coupe
C-CLASS T-Model (S202) C 180 T (202.081)	M 111.952	09.2000 - 03.2001	95	129	1998	Estate
C-CLASS T-Model (S202) C 200 T Kompressor (202.087)	M 111.956	09.2000 - 03.2001	120	163	1998	Estate
C-CLASS T-Model (S203) C 180 (203.235)	M 111.951	03.2001 - 05.2002	95	129	1998	Estate
C-CLASS T-Model (S203) C 200 Kompressor (203.245)	M 111.955	03.2001 - 05.2002	120	163	1998	Estate

APPLICATIONS (Sample Selection)

Description	Engine Code	Year	kW	HP	cc	Build
CLK (C208) 200 Kompressor (208.344)	M 111.956	06.2000 - 06.2002	120	163	1998	Coupe
CLK (C208) 230 Kompressor (208.348)	M 111.982	06.2000 - 06.2002	145	197	2295	Coupe
CLK Convertible (A208) 200 Kompressor (208.444)	M 111.956	06.2000 - 03.2002	120	163	1998	Convertible
CLK Convertible (A208) 230 Kompressor (208.448)	M 111.982	06.2000 - 03.2002	145	197	2295	Convertible
E-CLASS (W210) E 200 Kompressor (210.048)	M 111.957	08.2000 - 03.2002	120	163	1998	Saloon
E-CLASS T-Model (S210) E 200 T Kompressor (210.248)	M 111.957	08.2000 - 03.2003	120	163	1998	Estate
SLK (R170) 200 Kompressor (170.444)	M 111.958	03.2000 - 04.2004	120	163	1998	Convertible
SLK (R170) 230 Kompressor (170.449)	M 111.983	03.2000 - 04.2004	145	197	2295	Convertible

POPULAR INFLUENCE

CAMSHAFT for PSA FORD 1.4 1.6 HDi TDCi

GT1014079

PRODUCT DETAILS

Part #:	GT1014079
Fitment:	SINGLE
Material:	CHILL CAST
Dimension	∅
Weight (gr):	1800

OEM REFERENCES

AV6Q 6250 BA | 0801.FC | 1685737



KIT BUILDING (Available On Request)

420008110 x8

422001810 x8



APPLICATIONS (Sample Selection)

Description	Engine Code	Year	kW	HP	cc	Build
CITROËN BERLINGO (B9) 1.6 HDi 75 / BlueHDi 75	DV6ETED (9HN)	08.04 -	55	75	1560	MPV
CITROËN BERLINGO (B9) 1.6 HDi 90	DV6DTED (9HP)	10.07 -	68	92	1560	MPV
CITROËN BERLINGO (B9) 1.6 BlueHDi 100	DV6FD (BHY)	14.12 -	73	99	1560	MPV
CITROËN BERLINGO (B9) 1.6 HDi 110	DV6C (9HR)	10.07 -	82	112	1560	MPV
CITROËN BERLINGO (B9) 1.6 HDi 115	DV6C (9HR)	10.07 -	84	114	1560	MPV
CITROËN BERLINGO (B9) 1.6 HDi 115 4x4	DV6C (9HR)	12.02 -	84	114	1560	MPV
CITROËN BERLINGO (B9) 1.6 BlueHDi 120	DV6FC (BHZ)	14.12 -	88	120	1560	MPV
CITROËN BERLINGO Box (K9) BlueHDi 100	DV6FD (BHY)	18.06 -	73	99	1560	Box
CITROËN BERLINGO Box (B9) 1.6 HDi 75 4x4	DV6ETED (9HN)	12.02 -	55	75	1560	Box

APPLICATIONS (Sample Selection)

Description	Engine Code	Year	kW	HP	cc	Build
CITROËN BERLINGO Box (B9) 1.6 HDi / BlueHDi 75	DV6ETED (9HN)	10.07 -	55	75	1560	Box
CITROËN BERLINGO Box (B9) 1.6 HDi 90	DV6DBM (9HE)	10.07 -	66	90	1560	Box
CITROËN BERLINGO Box (B9) 1.6 HDi 90	DV6DTED (9HP)	10.07 -	68	92	1560	Box
CITROËN BERLINGO Box (B9) 1.6 BlueHDi 100	DV6FD (BHY)	14.12 -	73	99	1560	Box
CITROËN BERLINGO Box (B9) 1.6 BlueHDi 100 4x4	DV6FD (BHY)	14.12 -	73	99	1560	Box
CITROËN BERLINGO Box (B9) 1.6 HDi 110	DV6C (9HR)	10.07 -	82	112	1560	Box
CITROËN BERLINGO Box (B9) 1.6 HDi 115	DV6C (9HL)	10.07 -	84	114	1560	Box
CITROËN BERLINGO Box (B9) 1.6 BlueHDi 120	DV6FC (BHZ)	14.12 -	88	120	1560	Box
CITROËN BERLINGO Platform/Chassis (B9) 1.6 HDi 92	DV6DTEDM (9HJ)	10.07 -	68	92	1560	Plat./Chass.
CITROËN BERLINGO Platform/Chassis (B9) 1.6 BlueHDi 100	DV6FD (BHY)	14.12 -	73	99	1560	Plat./Chass.
CITROËN C-ELYSEE 1.6 HDI 92	DV6DTED (9HP)	12.11 -	68	92	1560	Saloon
CITROËN C3 II (SC_) 1.4 HDi 70	DV4C (8HR)	09.11 -	50	68	1398	Hatchback
CITROËN C3 II (SC_) 1.6 BlueHDi 75	DV6ETEDM (9HK)	15.04 -	55	75	1560	Hatchback
CITROËN C3 II (SC_) 1.6 HDi	DV6DTED (9HP)	09.11 - 16.09	68	92	1560	Hatchback
CITROËN C3 II (SC_) 1.6 BlueHDi 100	DV6FD (BHY)	14.07 -	73	99	1560	Hatchback
CITROËN C3 II (SC_) 1.6 HDi 110	DV6C (9HR)	09.11 -	82	112	1560	Hatchback
CITROËN C3 II (SC_) 1.6 HDi 115	DV6C (9HD)	12.09 -	84	114	1560	Hatchback
CITROËN C3 III (SX) 1.6 BlueHDi 100	DV6FD (BHY)	16.07 -	73	99	1560	Hatchback
CITROËN C3 Picasso (SH_) 1.6 HDi 90	DV6DTED (9HP)	10.07 -	68	92	1560	MPV
CITROËN C3 Picasso (SH_) 1.6 BlueHDi 100	DV6FD (BHY)	15.01 -	73	99	1560	MPV
CITROËN C3 Picasso (SH_) 1.6 HDi 110	DV6C (9HR)	10.05 -	82	112	1560	MPV
CITROËN C3 Picasso (SH_) 1.6 HDi 115	DV6C (9HD)	13.01 -	84	114	1560	MPV
CITROËN C3 AIRCROSS II (2R_, 2C_) 1.6 BlueHDi 100 (2CBHYB)	DV6FD (BHY)	17.07 -	73	99	1560	Closed ORV
CITROËN C3 AIRCROSS II (2R_, 2C_) 1.6 BlueHDi 120 (2CBHZH)	DV6FC (BHZ)	17.07 -	88	120	1560	Closed ORV
CITROËN C4 II (B7) 1.6 HDi 90	DV6DTED (9HP)	09.11 -	68	92	1560	Hatchback

APPLICATIONS (Sample Selection)

Description	Engine Code	Year	kW	HP	cc	Build
CITROËN C4 II (B7) 1.6 BlueHDi 100	DV6FD (BHY)	14.07 -	73	99	1560	Hatchback
CITROËN C4 II (B7) 1.6 HDi 110	DV6C (9HR)	09.11 -	82	112	1560	Hatchback
CITROËN C4 II (B7) 1.6 HDi 115	DV6C (9HD)	12.07 -	84	114	1560	Hatchback
CITROËN C4 II (B7) 1.6 BlueHDi 120	DV6FC (BHZ)	15.02 -	88	120	1560	Hatchback
CITROËN C4 Picasso I MPV (UD_) 1.6 HDi 110	DV6C (9HR)	10.09 - 13.08	82	112	1560	MPV
CITROËN C4 Picasso II 1.6 HDi 90	DV6DTE (9HP)	13.02 -	68	92	1560	MPV
CITROËN C4 Picasso II 1.6 BlueHDi 100	DV6FD (BHY)	14.12 -	73	99	1560	MPV
CITROËN C4 Picasso II 1.6 BlueHDi 120	DV6FC (BHZ)	14.07 -	88	120	1560	MPV
CITROËN C4 Grand Picasso I (UA_) 1.6 HDi 110	DV6C (9HR)	10.09 - 13.08	82	112	1560	MPV
CITROËN C4 Grand Picasso II 1.6 HDi 90	DV6DTE (9HP)	13.09 -	68	92	1560	MPV
CITROËN C4 Grand Picasso II 1.6 BlueHDi 100	DV6FD (BHY)	15.01 -	73	99	1560	MPV
CITROËN C4 Grand Picasso II 1.6 BlueHDi 120	DV6FC (BHZ)	14.07 -	88	120	1560	MPV
CITROËN C4 SPACETOURER (3D_) 1.6 BlueHDi 100	DV6FD (BHY)	18.04 -	73	99	1560	MPV
CITROËN C4 SPACETOURER (3D_) 1.6 BlueHDi 120	DV6FC (BHZ)	18.04 -	88	120	1560	MPV
CITROËN GRAND C4 SPACETOURER (3A_, 3E_) 1.6 BlueHDi 100	DV6FD (BHY)	18.04 -	73	99	1560	MPV
CITROËN GRAND C4 SPACETOURER (3A_, 3E_) 1.6 BlueHDi 120	DV6FC (BHZ)	18.04 -	88	120	1560	MPV
CITROËN C4 AIRCROSS 1.6 HDi 115	DV6C (9HD)	12.04 -	84	114	1560	Closed ORV
CITROËN C4 AIRCROSS 1.6 HDi 115 AWC	DV6C (9HL)	12.05 -	84	114	1560	Closed ORV
CITROËN C4 CACTUS 1.6 HDi 90	DV6DTE (9HP)	14.09 -	68	92	1560	Hatchback
CITROËN C4 CACTUS 1.6 BlueHDi 100	DV6FD (BHY)	14.09 -	73	99	1560	Hatchback
CITROËN C5 III (RD_) 1.6 HDi 110	DV6C (9HR)	10.07 -	82	112	1560	Saloon
CITROËN C5 III (RD_) 1.6 HDi 115	DV6C (9HR)	12.01 -	84	114	1560	Saloon
CITROËN C5 III Break (RW_) 1.6 HDi 110	DV6C (9HR)	10.07 -	82	112	1560	Estate
CITROËN C5 III Break (RW_) 1.6 HDi 115	DV6C (9HR)	12.01 -	84	114	1560	Estate
CITROËN DS3 1.6 HDi 90	DV6DTE (9HP)	09.11 - 15.07	68	92	1560	Hatchback

APPLICATIONS (Sample Selection)

Description	Engine Code	Year	kW	HP	cc	Build
CITROËN DS3 1.6 BlueHDi 100	DV6FD (BHY)	14.07 - 15.07	73	99	1560	Hatchback
CITROËN DS3 1.6 HDi 110	DV6C (9HR)	09.11 - 15.07	82	112	1560	Hatchback
CITROËN DS3 1.6 HDi 115	DV6C (9HD)	12.08 - 15.07	84	114	1560	Hatchback
CITROËN DS3 1.6 BlueHDi 120	DV6FC (BHZ)	13.10 - 15.07	88	120	1560	Hatchback
CITROËN DS3 Convertible 1.6 HDi 90	DV6DTE (9HP)	13.01 - 15.07	68	92	1560	Convertible
CITROËN DS3 Convertible 1.6 BlueHDi 100	DV6FD (BHY)	14.07 - 15.07	73	99	1560	Convertible
CITROËN DS3 Convertible 1.6 BlueHDi 120	DV6FC (BHZ)	14.07 - 15.07	88	120	1560	Convertible
CITROËN DS4 1.6 HDi 90	DV6DTE (9HP)	11.05 - 15.07	68	92	1560	Hatchback
CITROËN DS4 1.6 HDi 110	DV6C (9HR)	11.04 - 15.07	82	112	1560	Hatchback
CITROËN DS4 1.6 HDi 115	DV6C (9HD)	12.08 - 15.07	84	114	1560	Hatchback
CITROËN DS4 1.6 BlueHDi 120	DV6FC (BHZ)	14.07 - 15.07	88	120	1560	Hatchback
CITROËN DS5 1.6 HDi 110	DV6C (9HR)	11.11 - 15.07	82	112	1560	Hatchback
CITROËN DS5 1.6 HDi 115	DV6C (9HD)	12.06 - 15.07	84	114	1560	Hatchback
CITROËN DS5 1.6 BlueHDi 120	DV6FC (BHZ)	14.07 - 15.07	88	120	1560	Hatchback
CITROËN DISPATCH (VF7) 1.6 HDi 90 8V	DV6DUM (9HH)	07.01 -	66	90	1560	MPV
CITROËN DISPATCH Box 1.6 HDi 90 8V	DV6DUM (9HH)	07.01 -	66	90	1560	Box
DS DS 3 1.6 BlueHDi 100	BHY (DV6FD)	15.04 -	73	99	1560	Hatchback
DS DS 3 1.6 BlueHDi 120	BHZ (DV6FC)	15.07 -	88	120	1560	Hatchback
DS DS 3 Convertible 1.6 BlueHDi 100	BHY (DV6FD)	15.07 -	73	99	1560	Convertible
DS DS 3 Convertible 1.6 BlueHDi 120	BHZ (DV6FC)	15.07 -	88	120	1560	Convertible
DS DS 4 / DS 4 CROSSBACK 1.6 BlueHDi 100	BHY (DV6FD)	16.04 -	73	99	1560	Hatchback
DS DS 4 / DS 4 CROSSBACK 1.6 BlueHDi 120	BHZ (DV6FC)	15.07 -	88	120	1560	Hatchback
DS DS 5 1.6 BlueHDi 120	BHZ (DV6FC)	15.06 -	88	120	1560	Hatchback
FORD C-MAX II (DXA/CB7, DXA/CEU) 1.6 TDCi	T3DA	10.12 -	70	95	1560	MPV
FORD C-MAX II (DXA/CB7, DXA/CEU) 1.6 TDCi	T1DA	10.12 -	85	115	1560	MPV

APPLICATIONS (Sample Selection)

Description	Engine Code	Year	kW	HP	cc	Build
FORD GRAND C-MAX (DXA/CB7, DXA/CEU) 1.6 TDCi	T3DA	10.12 -	70	95	1560	MPV
FORD GRAND C-MAX (DXA/CB7, DXA/CEU) 1.6 TDCi	T1DA	10.12 -	85	115	1560	MPV
FORD FIESTA VI (CB1, CCN) 1.6 TDCi	TZJA	10.02 -	70	95	1560	Hatchback
FORD FIESTA VI Van 1.6 TDCi	TZJA	10.02 -	70	95	1560	Box
FORD FOCUS III 1.6 TDCi	T3DA	10.07 -	70	95	1560	Hatchback
FORD FOCUS III 1.6 TDCi	T1DA	10.07 -	85	115	1560	Hatchback
FORD FOCUS III Saloon 1.6 TDCi	T3DA	10.07 -	70	95	1560	Saloon
FORD FOCUS III Saloon 1.6 TDCi	T1DA	10.07 -	85	115	1560	Saloon
FORD FOCUS III Turnier 1.6 TDCi	T3DA	10.07 -	70	95	1560	Estate
FORD FOCUS III Turnier 1.6 TDCi	T1DA	10.07 -	85	115	1560	Estate
FORD MONDEO IV (BA7) 1.6 TDCi	T1BB	11.02 - 15.01	85	115	1560	Hatchback
FORD MONDEO IV (BA7) 1.6 TDCi	T1BA	11.02 - 15.01	85	115	1560	Hatchback
FORD MONDEO IV Saloon (BA7) 1.6 TDCi	T1BB	10.12 - 15.01	85	115	1560	Saloon
FORD MONDEO IV Turnier (BA7) 1.6 TDCi	T1BB	11.02 - 15.01	85	115	1560	Estate
PEUGEOT 206+ (2L_, 2M_) 1.4 HDi eco 70	DV4C (8HR)	09.01 - 13.06	50	68	1398	Hatchback
PEUGEOT 207 (WA_, WC_) 1.4 HDi	DV4C (8HR)	06.02 - 15.12	50	68	1398	Hatchback
PEUGEOT 207 (WA_, WC_) 1.6 HDi	DV6DTE (9HP)	09.11 - 12.12	68	92	1560	Hatchback
PEUGEOT 207 (WA_, WC_) 1.6 HDi 110	DV6C (9HR)	09.08 - 12.12	82	112	1560	Hatchback
PEUGEOT 207 CC (WD_) 1.6 HDi	DV6C (9HR)	09.08 - 13.10	82	112	1560	Convertible
PEUGEOT 207 SW (WK_) 1.6 HDi	DV6DTE (9HP)	09.11 - 12.12	68	92	1560	Estate
PEUGEOT 207 SW (WK_) 1.6 HDi	DV6C (9HR)	09.08 - 13.10	82	112	1560	Estate
PEUGEOT 207 Van (WA_, WC_) 1.6 HDi	DV6DTE (9HP)	09.11 -	68	92	1560	Box
PEUGEOT 208 I (CA_, CC_) 1.4 HDi	DV4C (8HR)	12.03 -	50	68	1398	Hatchback
PEUGEOT 208 I (CA_, CC_) 1.6 HDi / BlueHDi 75	DV6ETEDM (9HK)	13.01 -	55	75	1560	Hatchback
PEUGEOT 208 I (CA_, CC_) 1.6 HDi	DV6DTE (9HP)	12.03 -	68	92	1560	Hatchback

APPLICATIONS (Sample Selection)

Description	Engine Code	Year	kW	HP	cc	Build
PEUGEOT 208 I (CA_, CC_) 1.6 BlueHDi 100	DV6FD (BHY)	15.01 -	73	100	1560	Hatchback
PEUGEOT 208 I (CA_, CC_) 1.6 HDi	DV6C (9HD)	12.03 -	84	114	1560	Hatchback
PEUGEOT 208 I (CA_, CC_) 1.6 BlueHDi 120	DV6FC (BHZ)	13.11 -	88	120	1560	Hatchback
PEUGEOT 301 1.6 BlueHDi 100	DV6FD (BHY)	14.04 -	73	99	1560	Saloon
PEUGEOT 308 I (4A_, 4C_) 1.6 HDi	DV6DTE (9HP)	09.11 - 14.10	68	92	1560	Hatchback
PEUGEOT 308 I (4A_, 4C_) 1.6 HDi	DV6C (9HR)	09.12 - 14.10	82	112	1560	Hatchback
PEUGEOT 308 I (4A_, 4C_) 1.6 HDi	DV6C (9HD)	13.03 - 14.10	84	114	1560	Hatchback
PEUGEOT 308 SW I (4E_, 4H_) 1.6 HDi	DV6DTE (9HP)	09.11 - 14.10	68	92	1560	Estate
PEUGEOT 308 SW I (4E_, 4H_) 1.6 HDi	DV6C (9HR)	09.12 - 14.10	82	112	1560	Estate
PEUGEOT 308 SW I (4E_, 4H_) 1.6 HDi	DV6C (9HD)	13.03 - 14.10	84	114	1560	Estate
PEUGEOT 308 CC (4B_) 1.6 HDi	DV6C (9HR)	09.06 - 14.12	82	112	1560	Convertible
PEUGEOT 308 CC (4B_) 1.6 HDi	DV6C (9HD)	13.03 - 14.12	84	114	1560	Convertible
PEUGEOT 308 II 1.6 HDi	DV6DTE (9HP)	13.09 -	68	92	1560	Hatchback
PEUGEOT 308 II 1.6 HDi 100	DV6FD (BHY)	14.04 -	73	99	1560	Hatchback
PEUGEOT 308 II 1.6 HDi / BlueHDi 115	DV6FC (BHZ)	13.09 -	85	115	1560	Hatchback
PEUGEOT 308 II 1.6 BlueHDi 120	DV6FC (BHZ)	13.11 -	88	120	1560	Hatchback
PEUGEOT 308 SW II 1.6 BlueHDi 100	DV6FD (BHY)	14.04 -	73	99	1560	Estate
PEUGEOT 308 SW II 1.6 HDi / BlueHDi 115	DV6FC (BHZ)	14.03 -	85	115	1560	Estate
PEUGEOT 308 SW II 1.6 BlueHDi 120	DV6FC (BHZ)	14.03 -	88	120	1560	Estate
PEUGEOT 508 I (8D_) 1.6 HDi	DV6C (9HL)	10.11 - 18.12	82	112	1560	Saloon
PEUGEOT 508 I (8D_) 1.6 HDi	DV6CTE (9HD)	12.02 - 18.12	84	115	1560	Saloon
PEUGEOT 508 I (8D_) 1.6 BlueHDi 120	DV6FC (BHZ)	14.03 - 18.12	88	120	1560	Saloon
PEUGEOT 508 SW I (8E_) 1.6 HDi	DV6C (9HL)	10.11 - 18.12	82	112	1560	Estate
PEUGEOT 508 SW I (8E_) 1.6 HDi	DV6CTE (9HD)	12.02 - 18.12	84	115	1560	Estate
PEUGEOT 508 SW I (8E_) 1.6 BlueHDi 120	DV6FC (BHZ)	14.03 - 18.12	88	120	1560	Estate

APPLICATIONS (Sample Selection)

Description	Engine Code	Year	kW	HP	cc	Build
PEUGEOT 508 SW I (8E_) 1.6 BlueHDi 120	DV6FC (BHZ)	14.03 - 18.12	88	120	1560	Estate
PEUGEOT 2008 I (CU_) 1.4 HDi	DV4C (8HR)	13.06 -	50	68	1398	Closed ORV
PEUGEOT 2008 I (CU_) 1.6 HDi	DV6DTE (9HP)	13.03 -	68	92	1560	Closed ORV
PEUGEOT 2008 I (CU_) 1.6 BlueHDi 100	DV6FD (BHY)	15.01 -	73	100	1560	Closed ORV
PEUGEOT 2008 I (CU_) 1.6 HDi	DV6CTE (9HD)	13.03 -	84	114	1560	Closed ORV
PEUGEOT 2008 I (CU_) 1.6 BlueHDi 120	DV6FC (BHZ)	14.07 -	88	120	1560	Closed ORV
PEUGEOT 3008 MPV (0U_) 1.6 HDi	DV6C (9HR)	09.12 - 16.08	82	112	1560	MPV
PEUGEOT 3008 MPV (0U_) 1.6 HDi	DV6CTE (9HD)	13.03 - 16.08	84	114	1560	MPV
PEUGEOT 3008 MPV (0U_) 1.6 BlueHDi 120	DV6FC (BHZ)	14.05 - 16.08	88	120	1560	MPV
PEUGEOT 3008 SUV (M_) 1.6 BlueHDi 100	DV6FD (BHY)	16.11 -	73	100	1560	Closed ORV
PEUGEOT 3008 SUV (M_) 1.6 BlueHDi 120	DV6FC (BHZ)	16.05 -	88	120	1560	Closed ORV
PEUGEOT 4008 1.6 HDi AWC	DV6C (9HD)	12.05 -	84	114	1560	Closed ORV
PEUGEOT 5008 (0U_, 0E_) 1.6 HDi	DV6C (9HR)	10.08 - 17.03	82	112	1560	MPV
PEUGEOT 5008 (0U_, 0E_) 1.6 HDi	DV6C (9HD)	13.03 - 17.03	84	114	1560	MPV
PEUGEOT 5008 (0U_, 0E_) 1.6 BlueHDi 120	DV6FC (BHZ)	14.05 - 17.03	88	120	1560	MPV
PEUGEOT 5008 II 1.6 BlueHDi 100	DV6FD (BHY)	16.12 -	73	99	1560	MPV
PEUGEOT 5008 II 1.6 BlueHDi 120	DV6FC (BHZ)	16.12 -	88	120	1560	MPV
PEUGEOT EXPERT Tepee (VF3X_) 1.6 HDi 90 8V	DV6DUM (9HH)	07.01 - 16.03	66	90	1560	MPV
PEUGEOT EXPERT Box (VF3A_, VF3U_, VF3X_) 1.6 HDi 90 8V	DV6DUM (9HH)	07.01 -	66	90	1560	Box
PEUGEOT EXPERT Platform/Chassis 1.6 HDi 90 8V	DV6DUM (9HH)	07.01 -	66	90	1560	Plat./Chass.
PEUGEOT PARTNER Van (5_, G_) 1.6 HDi 75	DV6ETEDM (9HK)	05.08 - 08.07	55	75	1560	Box
PEUGEOT PARTNER Tepee 1.6 HDi / BlueHDi 75	DV6ETEDM (9HK)	08.06 -	55	75	1560	MPV
PEUGEOT PARTNER Tepee 1.6 HDi 90	DV6DTE (9HP)	10.04 -	68	92	1560	MPV
PEUGEOT PARTNER Tepee 1.6 BlueHDi 100	DV6FD (BHY)	14.12 -	73	100	1560	MPV
PEUGEOT PARTNER Tepee 1.6 HDi	DV6C (9HL)	10.08 -	82	112	1560	MPV

APPLICATIONS (Sample Selection)

Description	Engine Code	Year	kW	HP	cc	Build
PEUGEOT PARTNER Tepee 1.6 HDi	DV6C (9HL)	13.03 -	84	114	1560	MPV
PEUGEOT PARTNER Tepee 1.6 BlueHDi 120	DV6FC (BHZ)	14.12 -	88	120	1560	MPV
PEUGEOT PARTNER Box 1.6 HDi / BlueHDi 75	DV6ETEDM (9HK)	11.07 -	55	75	1560	Box
PEUGEOT PARTNER Box 1.6 HDi 90	DV6DTED (9HP)	10.04 -	68	92	1560	Box
PEUGEOT PARTNER Box 1.6 BlueHDi 100	DV6FD (BHY)	15.04 -	73	100	1560	Box
PEUGEOT PARTNER Box 1.6 HDi	DV6C (9HL)	10.08 -	82	111	1560	Box
PEUGEOT PARTNER Box 1.6 HDi	DV6C (9HL)	13.03 -	84	114	1560	Box
PEUGEOT PARTNER Box 1.6 BlueHDi 120	DV6FC (BHZ)	15.04 -	88	120	1560	Box
PEUGEOT PARTNER Box (K9) 1.6 BlueHDI 100	DV6FD (BHY)	18.09 -	73	99	1560	Box

CAMSHAFT for VW 2.5 TDi TRANSPORTER

GT1058088

PRODUCT DETAILS

Part #:	GT1058088
Fitment:	SINGLE
Material:	CHILL CAST
Dimension	∅
Weight (gr):	4950

OEM REFERENCES

070109101P | 070109101M



KIT BUILDING (Available On Request)

420020910 x10



GT125808 x10



N147/5STD x1



73-4828STD x1



APPLICATIONS (Sample Selection)

Description	Engine Code	Year	kW	HP	cc	Build
VW TOUAREG (7LA, 7L6, 7L7) 2.5 R5 TDI	BAC	03.01 - 10.05	128	174	2461	Closed ORV
VW MULTIVAN Mk V (7HM, 7HN, 7HF, 7EF, 7EM, 7EN) 2.5 TDI	AXD	03.04 - 09.11	96	130	2461	MPV
VW MULTIVAN Mk V (7HM, 7HN, 7HF, 7EF, 7EM, 7EN) 2.5 TDI 4motion	AXD	04.07 - 09.11	96	130	2461	MPV
VW MULTIVAN Mk V (7HM, 7HN, 7HF, 7EF, 7EM, 7EN) 2.5 TDI	BLJ	03.11 - 09.11	120	163	2461	MPV
VW MULTIVAN Mk V (7HM, 7HN, 7HF, 7EF, 7EM, 7EN) 2.5 TDI	AXE	03.04 - 09.11	128	174	2461	MPV
VW MULTIVAN Mk V (7HM, 7HN, 7HF, 7EF, 7EM, 7EN) 2.5 TDI 4motion	AXE	04.07 - 09.11	128	174	2461	MPV
VW TRANSPORTER / CARAVELLE Mk V Bus (7HB, 7HJ, 7EB, 7EJ, 7EF, 7 2.5 TDI	AXD	03.04 - 09.11	96	130	2461	Bus
VW TRANSPORTER / CARAVELLE Mk V Bus (7HB, 7HJ, 7EB, 7EJ, 7EF, 7 2.5 TDI 4motion	AXD	04.07 - 09.11	96	130	2461	Bus
VW TRANSPORTER / CARAVELLE Mk V Bus (7HB, 7HJ, 7EB, 7EJ, 7EF, 7 2.5 TDI	BLJ	03.11 - 09.11	120	163	2461	Bus

APPLICATIONS (Sample Selection)

Description	Engine Code	Year	kW	HP	cc	Build
VW TRANSPORTER / CARAVELLE Mk V Bus (7HB, 7HJ, 7EB, 7EJ, 7EF, 7 2.5 TDI	AXE	03.04 - 09.11	128	174	2461	Bus
VW TRANSPORTER / CARAVELLE Mk V Bus (7HB, 7HJ, 7EB, 7EJ, 7EF, 7 2.5 TDI 4motion	AXE	04.07 - 09.11	128	174	2461	Bus
VW TRANSPORTER Mk V Box (7HA, 7HH, 7EA, 7EH) 2.5 TDI	AXD	03.04 - 09.11	96	130	2461	Box
VW TRANSPORTER Mk V Box (7HA, 7HH, 7EA, 7EH) 2.5 TDI 4motion	AXD	04.07 - 09.11	96	130	2461	Box
VW TRANSPORTER Mk V Box (7HA, 7HH, 7EA, 7EH) 2.5 TDI	AXE	03.04 - 09.11	128	174	2461	Box
VW TRANSPORTER Mk V Box (7HA, 7HH, 7EA, 7EH) 2.5 TDI 4motion	AXE	04.07 - 09.11	128	174	2461	Box
VW TRANSPORTER Mk V Platform/Chassis (7JD, 7JE, 7JL, 7JY, 7JZ, 2.5 TDI	AXD	03.04 - 09.11	96	130	2461	Plat./Chass.
VW TRANSPORTER Mk V Platform/Chassis (7JD, 7JE, 7JL, 7JY, 7JZ, 2.5 TDI 4motion	AXD	04.07 - 09.11	96	130	2461	Plat./Chass.
VW TRANSPORTER Mk V Platform/Chassis (7JD, 7JE, 7JL, 7JY, 7JZ, 2.5 TDI	AXE	03.04 - 09.11	128	174	2461	Plat./Chass.
VW TRANSPORTER Mk V Platform/Chassis (7JD, 7JE, 7JL, 7JY, 7JZ, 2.5 TDI 4motion	AXE	04.04 - 09.11	128	174	2461	Plat./Chass.

CAMSHAFT for VAG 1.9 2.0 TDi

GT1058108

PRODUCT DETAILS

Part #:	GT1058108
Fitment:	SINGLE
Material:	CHILL CAST
Dimension	∅
Weight (gr):	4000

OEM REFERENCES

038109101AH



KIT BUILDING (Available On Request)

420020910 x8



GT125808 x8



N147/5STD x1



APPLICATIONS (Sample Selection)

Description	Engine Code	Year	kW	HP	cc	Build
AUDI A3 (8P1) 1.9 TDI	BLS	03.05 - 10.05	77	105	1968	Hatchback
AUDI A3 (8P1) 2.0 TDI	BMM	05.06 - 08.06	103	140	1968	Hatchback
AUDI A3 (8P1) 2.0 TDI quattro	BMM	06.01 - 08.06	103	140	1896	Hatchback
AUDI A3 Sportback (8PA) 1.9 TDI	BLS	04.09 - 10.05	77	105	1968	Hatchback
AUDI A3 Sportback (8PA) 2.0 TDI	BMM	05.06 - 08.06	103	140	1968	Hatchback
AUDI A3 Sportback (8PA) 2.0 TDI quattro	BMM	06.01 - 08.06	103	140	1896	Hatchback
AUDI A3 Convertible (8P7) 1.9 TDI	BLS	08.04 - 09.10	77	105	1968	Convertible
AUDI A4 Convertible (8H7, B6, 8HE, B7) 2.0 TDI	BRC	06.01 - 09.03	100	136	1968	Convertible
AUDI A4 Convertible (8H7, B6, 8HE, B7) 2.0 TDI Engine no. from F8-6-155 523	BPW	06.01 - 09.03	103	140	1968	Convertible

APPLICATIONS (Sample Selection)

Description	Engine Code	Year	kW	HP	cc	Build
AUDI A4 (8EC, B7) 2.0 TDI Engine no. from F8-6-155 523	BPW	04.11 - 08.06	103	140	1968	Saloon
AUDI A4 (8EC, B7) 2.0 TDI quattro Engine no. from F8-6-155 523	BPW	06.01 - 08.06	103	140	1968	Saloon
AUDI A4 Avant (8ED, B7) 2.0 TDI Engine no. from F8-6-155 523	BPW	04.11 - 08.06	103	140	1968	Estate
AUDI A4 Avant (8ED, B7) 2.0 TDI quattro Engine no. from F8-6-155 523	BPW	06.01 - 08.06	103	140	1968	Estate
SEAT ALHAMBRA (7V8, 7V9) 1.9 TDI	BVK	00.06 - 10.03	85	115	1896	MPV
SEAT ALHAMBRA (7V8, 7V9) 1.9 TDI 4motion	BVK	00.06 - 10.03	85	115	1896	MPV
SEAT ALHAMBRA (7V8, 7V9) 2.0 TDI	BRT	05.11 - 10.03	103	140	1968	MPV
SEAT ALTEA (5P1) 1.9 TDI	BLS	04.04 -	77	105	1896	MPV
SEAT ALTEA (5P1) 2.0 TDI	BMM	05.11 -	103	140	1968	MPV
SEAT ALTEA XL (5P5, 5P8) 1.9 TDI	BLS	06.10 -	77	105	1896	MPV
SEAT ALTEA XL (5P5, 5P8) 2.0 TDI	BMM	06.10 -	103	140	1968	MPV
SEAT ALTEA XL (5P5, 5P8) 2.0 TDI 4x4	BMM	07.06 -	103	140	1968	MPV
SEAT CORDOBA (6L2) 1.9 TDI	BMT	02.09 - 09.11	74	100	1896	Saloon
SEAT IBIZA Mk III (6L1) 1.9 TDI	BMT	02.02 - 09.11	74	100	1896	Hatchback
SEAT IBIZA Mk IV (6J5, 6P1) 1.9 TDI	BXJ	08.07 - 10.06	66	90	1896	Hatchback
SEAT IBIZA Mk IV SPORTCOUPE (6J1, 6P5) 1.9 TDI	BXJ	08.07 - 10.06	66	90	1896	Coupe
SEAT LEON (1P1) 2.0 TDI	BMM	05.10 - 10.10	103	140	1968	Hatchback
SEAT TOLEDO III (5P2) 2.0 TDI	BMM	05.11 - 09.05	103	140	1968	MPV
SKODA OCTAVIA II (1Z3) 2.0 TDI	BMM	05.11 - 10.05	103	140	1968	Hatchback
SKODA OCTAVIA II Combi (1Z5) 2.0 TDI	BMM	05.11 - 10.05	103	140	1968	Estate
SKODA OCTAVIA II Combi (1Z5) 2.0 TDI 4x4	BMM	06.07 - 10.05	103	140	1968	Estate
SKODA SUPERB I (3U4) 1.9 TDI	BSV	05.10 - 07.05	77	105	1896	Saloon
SKODA SUPERB I (3U4) 1.9 TDI	BPZ	07.01 - 08.03	85	115	1896	Saloon
SKODA SUPERB I (3U4) 2.0 TDI	BSS	05.10 - 08.03	103	140	1968	Saloon
SKODA SUPERB II (3T4) 2.0 TDI	BMP	08.03 - 10.05	103	140	1968	Hatchback

APPLICATIONS (Sample Selection)

Description	Engine Code	Year	kW	HP	cc	Build
SKODA SUPERB II Estate (3T5) 2.0 TDI	BMP	09.10 - 10.03	103	140	1968	Estate
VW CADDY III Estate (2KB, 2KJ, 2CB, 2CJ) 1.9 TDI	BSU	05.09 - 10.08	55	75	1896	Estate
VW CADDY III Estate (2KB, 2KJ, 2CB, 2CJ) 2.0 TDI	BMM	07.09 - 10.08	103	140	1968	Estate
VW CADDY III Box (2KA, 2KH, 2CA, 2CH) 1.9 TDI	BSU	05.09 - 10.08	55	75	1896	Box
VW CADDY III Box (2KA, 2KH, 2CA, 2CH) 2.0 TDI	BMM	07.09 - 10.08	103	140	1968	Box
VW EOS (1F7, 1F8) 2.0 TDI	BMM	06.06 - 08.05	103	140	1968	Convertible
VW GOLF V (1K1) 1.9 TDI	BXJ	04.05 - 08.11	66	90	1896	Hatchback
VW GOLF V (1K1) 1.9 TDI	BLS	03.10 - 08.11	77	105	1896	Hatchback
VW GOLF V (1K1) 1.9 TDI 4motion	BLS	04.08 - 08.11	77	105	1896	Hatchback
VW GOLF V (1K1) 2.0 TDI	BMM	04.12 - 08.11	103	140	1968	Hatchback
VW GOLF V (1K1) 2.0 TDI 4motion	BMM	04.08 - 08.11	103	140	1968	Hatchback
VW GOLF V Estate (1K5) 1.9 TDI	BLS	07.06 - 09.07	77	105	1896	Estate
VW GOLF V Estate (1K5) 1.9 TDI 4motion	BLS	08.01 - 09.07	77	105	1896	Estate
VW GOLF V Estate (1K5) 2.0 TDI	BMM	07.06 - 09.07	103	140	1968	Estate
VW GOLF PLUS (5M1, 521) 1.9 TDI	BXJ	05.05 - 08.12	66	90	1896	Hatchback
VW GOLF PLUS (5M1, 521) 1.9 TDI	BLS	05.01 - 09.01	77	105	1896	Hatchback
VW GOLF PLUS (5M1, 521) 2.0 TDI	BMM	05.12 - 11.05	103	140	1968	Hatchback
VW JETTA III (1K2) 1.9 TDI	BLS	05.08 - 10.10	77	105	1896	Saloon
VW JETTA III (1K2) 2.0 TDI	BMM	05.10 - 10.10	103	140	1968	Saloon
VW PASSAT (3C2) 2.0 TDI	BMP	05.03 - 09.05	103	140	1968	Saloon
VW PASSAT (3C2) 2.0 TDI 4motion	BMP	05.03 - 09.05	103	140	1968	Saloon
VW PASSAT Estate (3C5) 2.0 TDI	BMP	05.08 - 09.05	103	140	1968	Estate
VW PASSAT Estate (3C5) 2.0 TDI 4motion	BMP	05.08 - 09.05	103	140	1968	Estate
VW POLO (9N_) 1.9 TDI	BMT	01.10 - 09.11	74	101	1896	Hatchback
VW SHARAN (7M8, 7M9, 7M6) 1.9 TDI	BVK	00.04 - 10.03	85	115	1896	MPV

APPLICATIONS (Sample Selection)

Description	Engine Code	Year	kW	HP	cc	Build
VW SHARAN (7M8, 7M9, 7M6) 1.9 TDI 4motion	BVK	00.04 - 10.03	85	115	1896	MPV
VW SHARAN (7M8, 7M9, 7M6) 2.0 TDI	BVH	05.11 - 10.03	100	136	1968	MPV
VW SHARAN (7M8, 7M9, 7M6) 2.0 TDI	BRT	05.11 - 10.03	103	140	1968	MPV
VW TOURAN (1T1, 1T2) 1.9 TDI	BXJ	04.11 - 10.05	66	90	1896	MPV
VW TOURAN (1T1, 1T2) 1.9 TDI	BLS	03.08 - 10.05	77	105	1896	MPV
VW TOURAN (1T1, 1T2) 2.0 TDI	BMM	05.12 - 10.05	103	140	1968	MPV
VW MULTIVAN Mk V (7HM, 7HN, 7HF, 7EF, 7EM, 7EN) 1.9 TDI	BRR	06.01 - 09.11	62	84	1896	MPV
VW MULTIVAN Mk V (7HM, 7HN, 7HF, 7EF, 7EM, 7EN) 1.9 TDI	BRS	06.06 - 09.11	75	102	1896	MPV
VW TRANSPORTER / CARAVELLE Mk V Bus (7HB, 7HJ, 7EB, 7EJ, 7EF, 7 1.9 TDI	BRR	06.01 - 09.11	62	84	1896	Bus
VW TRANSPORTER / CARAVELLE Mk V Bus (7HB, 7HJ, 7EB, 7EJ, 7EF, 7 1.9 TDI	BRS	06.06 - 09.11	75	102	1896	Bus
VW TRANSPORTER Mk V Box (7HA, 7HH, 7EA, 7EH) 1.9 TDI	BRR	06.01 - 09.11	62	84	1896	Box
VW TRANSPORTER Mk V Box (7HA, 7HH, 7EA, 7EH) 1.9 TDI	BRS	06.06 - 09.11	75	102	1896	Box
VW TRANSPORTER Mk V Platform/Chassis (7JD, 7JE, 7JL, 7JY, 7JZ, 1.9 TDI	BRR	06.01 - 09.11	62	84	1896	Plat./Chass.
VW TRANSPORTER Mk V Platform/Chassis (7JD, 7JE, 7JL, 7JY, 7JZ, 1.9 TDI	BRS	06.06 - 09.11	75	102	1896	Plat./Chass.

CAMSHAFT KIT for VAG A6 GOLF VI 1.6 2.0 TDi

GT1058132133

PRODUCT DETAILS

Part #:	GT1058132	GT1058133
Fitment:	INLET	EXHAUST
Material:	CHILL CAST	CHILL CAST
Dimension	∅	∅
Weight (gr):	1760	1920

OEM REFERENCES

03L 109 021E | 03L 109 022D
03L 109 021D | 03L 109 022



KIT BUILDING (Available On Request)

420022210 x16

422010210 x16



APPLICATIONS (Sample Selection)

Description	Engine Code	Year	kW	HP	cc	Build
AUDI A1 (8X1, 8XK) 1.6 TDI	CAYB	11.03 - 15.04	66	90	1598	Hatchback
AUDI A1 (8X1, 8XK) 1.6 TDI	CAYC	10.05 - 15.04	77	105	1968	Hatchback
AUDI A1 (8X1, 8XK) 2.0 TDI	CFHD	11.09 - 15.04	105	143	1598	Hatchback
AUDI A1 Sportback (8XA, 8XF) 1.6 TDI	CAYB	11.11 - 15.04	66	90	1598	Hatchback
AUDI A1 Sportback (8XA, 8XF) 1.6 TDI	CAYC	11.11 - 15.04	77	105	1968	Hatchback
AUDI A1 Sportback (8XA, 8XF) 2.0 TDI	CFHD	11.09 - 15.04	105	143	1598	Hatchback
AUDI A3 (8P1) 1.6 TDI	CAYB	09.05 - 12.08	66	90	1598	Hatchback
AUDI A3 (8P1) 1.6 TDI	CAYC	09.05 - 12.08	77	105	1968	Hatchback
AUDI A3 (8P1) 2.0 TDI	CBA A	03.05 - 12.08	100	136	1968	Hatchback

APPLICATIONS (Sample Selection)

Description	Engine Code	Year	kW	HP	cc	Build
AUDI A3 (8P1) 2.0 TDI	CFFA	03.05 - 12.08	100	136	1968	Hatchback
AUDI A3 (8P1) 2.0 TDI 16V	CBAB	03.05 - 12.08	103	140	1968	Hatchback
AUDI A3 (8P1) 2.0 TDI 16V	CFFB	03.05 - 12.08	103	140	1968	Hatchback
AUDI A3 (8P1) 2.0 TDI 16V	CLJA	03.05 - 12.08	103	140	1968	Hatchback
AUDI A3 (8P1) 2.0 TDI 16V quattro	CBAB	04.08 - 12.08	103	140	1968	Hatchback
AUDI A3 (8P1) 2.0 TDI 16V quattro	CFFB	04.08 - 12.08	103	140	1968	Hatchback
AUDI A3 (8P1) 2.0 TDI	CBBB	06.03 - 12.08	125	170	1968	Hatchback
AUDI A3 (8P1) 2.0 TDI	CFGB	06.03 - 12.08	125	170	1968	Hatchback
AUDI A3 (8P1) 2.0 TDI quattro	CBBB	06.03 - 12.08	125	170	1968	Hatchback
AUDI A3 (8P1) 2.0 TDI quattro	CFGB	06.03 - 12.08	125	170	1968	Hatchback
AUDI A3 Sportback (8PA) 1.6 TDI	CAYB	09.05 - 13.03	66	90	1598	Hatchback
AUDI A3 Sportback (8PA) 1.6 TDI	CAYC	09.05 - 13.03	77	105	1598	Hatchback
AUDI A3 Sportback (8PA) 2.0 TDI	CBAA	04.09 - 13.03	100	136	1968	Hatchback
AUDI A3 Sportback (8PA) 2.0 TDI	CFFA	04.09 - 13.03	100	136	1968	Hatchback
AUDI A3 Sportback (8PA) 2.0 TDI 16V	CBAB	04.09 - 13.03	103	140	1968	Hatchback
AUDI A3 Sportback (8PA) 2.0 TDI 16V	CFFB	04.09 - 13.03	103	140	1968	Hatchback
AUDI A3 Sportback (8PA) 2.0 TDI 16V	CLJA	04.09 - 13.03	103	140	1968	Hatchback
AUDI A3 Sportback (8PA) 2.0 TDI 16V quattro	CBAB	05.11 - 13.03	103	140	1968	Hatchback
AUDI A3 Sportback (8PA) 2.0 TDI 16V quattro	CFFB	05.11 - 13.03	103	140	1968	Hatchback
AUDI A3 Sportback (8PA) 2.0 TDI	CBBB	06.03 - 13.03	125	170	1968	Hatchback
AUDI A3 Sportback (8PA) 2.0 TDI	CFGB	06.03 - 13.03	125	170	1968	Hatchback
AUDI A3 Sportback (8PA) 2.0 TDI quattro	CBBB	06.03 - 13.03	125	170	1968	Hatchback
AUDI A3 Sportback (8PA) 2.0 TDI quattro	CFGB	06.03 - 13.03	125	170	1968	Hatchback
AUDI A3 Convertible (8P7) 1.6 TDI	CAYC	09.05 - 13.05	77	105	1598	Convertible
AUDI A3 Convertible (8P7) 2.0 TDI	CBAA	08.04 - 13.05	100	136	1968	Convertible

APPLICATIONS (Sample Selection)

Description	Engine Code	Year	kW	HP	cc	Build
AUDI A3 Convertible (8P7) 2.0 TDI	CFFA	08.04 - 13.05	100	136	1968	Convertible
AUDI A3 Convertible (8P7) 2.0 TDI	CBAB	08.04 - 13.05	103	140	1968	Convertible
AUDI A3 Convertible (8P7) 2.0 TDI	CFFB	08.04 - 13.05	103	140	1968	Convertible
AUDI A4 (8K2, B8) 2.0 TDI	CJCC	08.06 - 15.12	88	120	1968	Saloon
AUDI A4 (8K2, B8) 2.0 TDI	CAGB	07.11 - 15.12	100	136	1968	Saloon
AUDI A4 (8K2, B8) 2.0 TDI	CJCB	07.11 - 15.12	100	136	1968	Saloon
AUDI A4 (8K2, B8) 2.0 TDI	CAGA	07.11 - 15.12	105	143	1968	Saloon
AUDI A4 (8K2, B8) 2.0 TDI	CJCA	07.11 - 15.12	105	143	1968	Saloon
AUDI A4 (8K2, B8) 2.0 TDI	CMFA	07.11 - 15.12	105	143	1968	Saloon
AUDI A4 (8K2, B8) 2.0 TDI quattro	CAGA	08.11 - 15.12	105	143	1968	Saloon
AUDI A4 (8K2, B8) 2.0 TDI quattro	CJCA	08.11 - 15.12	105	143	1968	Saloon
AUDI A4 (8K2, B8) 2.0 TDI	CJCD	13.05 - 15.12	110	150	1968	Saloon
AUDI A4 (8K2, B8) 2.0 TDI	CMFB	13.05 - 15.12	110	150	1968	Saloon
AUDI A4 (8K2, B8) 2.0 TDI quattro	CJCD	13.05 - 15.12	110	150	1968	Saloon
AUDI A4 (8K2, B8) 2.0 TDI	CAHB	08.08 - 15.12	120	163	1968	Saloon
AUDI A4 (8K2, B8) 2.0 TDI	CGLD	08.08 - 15.12	120	163	1968	Saloon
AUDI A4 (8K2, B8) 2.0 TDI	CAHA	08.01 - 12.03	125	170	1968	Saloon
AUDI A4 (8K2, B8) 2.0 TDI quattro	CAHA	08.01 - 12.03	125	170	1968	Saloon
AUDI A4 (8K2, B8) 2.0 TDI	CGLC	11.11 - 15.12	130	177	1968	Saloon
AUDI A4 (8K2, B8) 2.0 TDI	CMGB	11.11 - 15.12	130	177	1968	Saloon
AUDI A4 (8K2, B8) 2.0 TDI quattro	CGLC	11.11 - 15.12	130	177	1968	Saloon
AUDI A4 Avant (8K5, B8) 2.0 TDI	CJCC	08.06 - 15.12	88	120	1968	Estate
AUDI A4 Avant (8K5, B8) 2.0 TDI	CAGB	08.04 - 15.12	100	136	1968	Estate
AUDI A4 Avant (8K5, B8) 2.0 TDI	CJCB	08.04 - 15.12	100	136	1968	Estate
AUDI A4 Avant (8K5, B8) 2.0 TDI	CAGA	08.04 - 15.12	105	143	1968	Estate

APPLICATIONS (Sample Selection)

Description	Engine Code	Year	kW	HP	cc	Build
AUDI A4 Avant (8K5, B8) 2.0 TDI	CJCA	08.04 - 15.12	105	143	1968	Estate
AUDI A4 Avant (8K5, B8) 2.0 TDI	CMFA	08.04 - 15.12	105	143	1968	Estate
AUDI A4 Avant (8K5, B8) 2.0 TDI quattro	CAGA	08.04 - 15.12	105	143	1968	Estate
AUDI A4 Avant (8K5, B8) 2.0 TDI quattro	CJCA	08.04 - 15.12	105	143	1968	Estate
AUDI A4 Avant (8K5, B8) 2.0 TDI	CJCD	13.05 - 15.12	110	150	1968	Estate
AUDI A4 Avant (8K5, B8) 2.0 TDI	CMFB	13.05 - 15.12	110	150	1968	Estate
AUDI A4 Avant (8K5, B8) 2.0 TDI quattro	CJCD	13.05 - 15.12	110	150	1968	Estate
AUDI A4 Avant (8K5, B8) 2.0 TDI	CAHB	08.08 - 15.12	120	163	1968	Estate
AUDI A4 Avant (8K5, B8) 2.0 TDI	CGLD	08.08 - 15.12	120	163	1968	Estate
AUDI A4 Avant (8K5, B8) 2.0 TDI	CAHA	08.04 - 12.03	125	170	1968	Estate
AUDI A4 Avant (8K5, B8) 2.0 TDI quattro	CAHA	08.08 - 12.03	125	170	1968	Estate
AUDI A4 Avant (8K5, B8) 2.0 TDI	CGLC	11.11 - 15.12	130	177	1968	Estate
AUDI A4 Avant (8K5, B8) 2.0 TDI quattro	CGLC	11.11 - 15.12	130	177	1968	Estate
AUDI A4 Allroad (8KH, B8) 2.0 TDI quattro	CAGB	09.09 - 16.05	100	136	1968	Estate
AUDI A4 Allroad (8KH, B8) 2.0 TDI quattro	CJCB	09.09 - 16.05	100	136	1968	Estate
AUDI A4 Allroad (8KH, B8) 2.0 TDI quattro	CAGA	09.09 - 16.05	105	143	1968	Estate
AUDI A4 Allroad (8KH, B8) 2.0 TDI quattro	CJCA	09.09 - 16.05	105	143	1968	Estate
AUDI A4 Allroad (8KH, B8) 2.0 TDI quattro	CJCD	13.05 - 16.05	110	150	1968	Estate
AUDI A4 Allroad (8KH, B8) 2.0 TDI quattro	CAHB	09.04 - 16.05	120	163	1968	Estate
AUDI A4 Allroad (8KH, B8) 2.0 TDI quattro	CGLD	09.04 - 16.05	120	163	1968	Estate
AUDI A4 Allroad (8KH, B8) 2.0 TDI quattro	CAHA	09.04 - 16.05	125	170	1968	Estate
AUDI A4 Allroad (8KH, B8) 2.0 TDI quattro	CGLC	11.11 - 16.05	130	177	1968	Estate
AUDI A5 (8T3) 2.0 TDI	CAHB	08.08 - 17.01	120	163	1968	Coupe
AUDI A5 (8T3) 2.0 TDI	CGLD	08.08 - 17.01	120	163	1968	Coupe
AUDI A5 (8T3) 2.0 TDI	CAHA	08.08 - 12.03	125	170	1968	Coupe

APPLICATIONS (Sample Selection)

Description	Engine Code	Year	kW	HP	cc	Build
AUDI A5 (8T3) 2.0 TDI quattro	CAHA	08.08 - 12.03	125	170	1968	Coupe
AUDI A5 (8T3) 2.0 TDI	CGLC	11.10 - 17.01	130	177	1968	Coupe
AUDI A5 (8T3) 2.0 TDI quattro	CGLC	11.12 - 17.01	130	177	1968	Coupe
AUDI A5 Sportback (8TA) 2.0 TDI	CAGB	09.09 - 17.01	100	136	1968	Hatchback
AUDI A5 Sportback (8TA) 2.0 TDI	CJCB	09.09 - 17.01	100	136	1968	Hatchback
AUDI A5 Sportback (8TA) 2.0 TDI	CAGA	09.09 - 17.01	105	143	1968	Hatchback
AUDI A5 Sportback (8TA) 2.0 TDI	CJCA	09.09 - 17.01	105	143	1968	Hatchback
AUDI A5 Sportback (8TA) 2.0 TDI	CMFA	09.09 - 17.01	105	143	1968	Hatchback
AUDI A5 Sportback (8TA) 2.0 TDI	CJCD	13.05 - 17.01	110	150	1968	Hatchback
AUDI A5 Sportback (8TA) 2.0 TDI	CMFB	13.05 - 17.01	110	150	1968	Hatchback
AUDI A5 Sportback (8TA) 2.0 TDI	CAHB	09.09 - 17.01	120	163	1968	Hatchback
AUDI A5 Sportback (8TA) 2.0 TDI	CGLD	09.09 - 17.01	120	163	1968	Hatchback
AUDI A5 Sportback (8TA) 2.0 TDI	CAHA	09.09 - 12.03	125	170	1968	Hatchback
AUDI A5 Sportback (8TA) 2.0 TDI quattro	CAHA	09.09 - 12.03	125	170	1968	Hatchback
AUDI A5 Sportback (8TA) 2.0 TDI	CGLC	11.10 - 17.01	130	177	1968	Hatchback
AUDI A5 Sportback (8TA) 2.0 TDI quattro	CGLC	11.12 - 17.01	130	177	1968	Hatchback
AUDI A5 Convertible (8F7) 2.0 TDI	CJCA	11.10 - 15.05	105	143	1968	Convertible
AUDI A5 Convertible (8F7) 2.0 TDI	CJCD	13.05 - 17.01	110	150	1968	Convertible
AUDI A5 Convertible (8F7) 2.0 TDI	CAHA	09.05 - 12.03	125	170	1968	Convertible
AUDI A5 Convertible (8F7) 2.0 TDI	CGLC	11.10 - 17.01	130	177	1968	Convertible
AUDI A5 Convertible (8F7) 2.0 TDI quattro	CGLC	12.01 - 15.05	130	177	1968	Convertible
AUDI A6 (4F2, C6) 2.0 TDI	CAGB	04.07 - 11.03	100	136	1968	Saloon
AUDI A6 (4F2, C6) 2.0 TDI	CAHA	08.11 - 11.03	125	170	1968	Saloon
AUDI A6 Avant (4F5, C6) 2.0 TDI	CAGB	05.06 - 11.08	100	136	1968	Estate
AUDI A6 Avant (4F5, C6) 2.0 TDI	CAHA	08.10 - 11.08	125	170	1968	Estate

APPLICATIONS (Sample Selection)

Description	Engine Code	Year	kW	HP	cc	Build
AUDI A6 (4G2, 4GC, C7) 2.0 TDI	CGLD	11.03 - 18.09	120	163	1968	Saloon
AUDI A6 (4G2, 4GC, C7) 2.0 TDI	CGLC	11.03 - 18.09	130	177	1968	Saloon
AUDI A6 (4G2, 4GC, C7) 2.0 TDI	CMGB	11.03 - 18.09	130	177	1968	Saloon
AUDI A6 Avant (4G5, 4GD, C7) 2.0 TDI	CGLD	11.05 - 18.09	120	163	1968	Estate
AUDI A6 Avant (4G5, 4GD, C7) 2.0 TDI	CGLC	11.05 - 18.09	130	177	1968	Estate
AUDI A6 Avant (4G5, 4GD, C7) 2.0 TDI	CMGB	11.05 - 18.09	130	177	1968	Estate
AUDI Q3 (8UB, 8UG) 2.0 TDI	CFFA	11.09 - 18.10	100	136	1968	Closed ORV
AUDI Q3 (8UB, 8UG) 2.0 TDI	CFFB	11.09 - 18.10	103	140	1968	Closed ORV
AUDI Q3 (8UB, 8UG) 2.0 TDI	CLJA	11.09 - 18.10	103	140	1968	Closed ORV
AUDI Q3 (8UB, 8UG) 2.0 TDI quattro	CFFB	12.01 - 18.10	103	140	1968	Closed ORV
AUDI Q3 (8UB, 8UG) 2.0 TDI	CFGC	11.06 - 15.04	130	177	1968	Closed ORV
AUDI Q3 (8UB, 8UG) 2.0 TDI quattro	CFGC	11.06 - 18.10	130	177	1968	Closed ORV
AUDI Q3 (8UB, 8UG) 2.0 TDI quattro	CLLB	11.06 - 18.10	130	177	1968	Closed ORV
AUDI Q5 (8RB) 2.0 TDI	CJCB	10.11 - 17.05	100	136	1968	Closed ORV
AUDI Q5 (8RB) 2.0 TDI	CJCA	10.11 - 13.05	105	143	1968	Closed ORV
AUDI Q5 (8RB) 2.0 TDI quattro	CAGA	09.08 - 13.05	105	143	1968	Closed ORV
AUDI Q5 (8RB) 2.0 TDI quattro	CJCA	09.08 - 13.05	105	143	1968	Closed ORV
AUDI Q5 (8RB) 2.0 TDI	CJCD	13.05 - 17.05	110	150	1968	Closed ORV
AUDI Q5 (8RB) 2.0 TDI quattro	CJCD	13.05 - 17.05	110	150	1968	Closed ORV
AUDI Q5 (8RB) 2.0 TDI quattro	CAHA	08.11 - 12.09	125	170	1968	Closed ORV
AUDI Q5 (8RB) 2.0 TDI quattro	CGLC	12.06 - 17.05	130	177	1968	Closed ORV
AUDI Q5 (8RB) 2.0 TDI quattro	CMGB	12.06 - 17.05	130	177	1968	Closed ORV
AUDI TT (8J3) 2.0 TDI quattro	CBBB	08.06 - 14.06	125	170	1968	Coupe
AUDI TT (8J3) 2.0 TDI quattro	CFGB	08.06 - 14.06	125	170	1968	Coupe
AUDI TT Roadster (8J9) 2.0 TDI quattro	CBBB	08.06 - 14.06	125	170	1968	Convertible

APPLICATIONS (Sample Selection)

Description	Engine Code	Year	kW	HP	cc	Build
AUDI TT Roadster (8J9) 2.0 TDI quattro	CBBB	08.06 - 14.06	125	170	1968	Convertible
AUDI TT Roadster (8J9) 2.0 TDI quattro	CFGB	08.06 - 14.06	125	170	1968	Convertible
SEAT ALHAMBRA (710, 711) 2.0 TDI	CFFE	11.05 -	85	115	1968	MPV
SEAT ALHAMBRA (710, 711) 2.0 TDI	CFFA	10.06 - 11.05	100	136	1968	MPV
SEAT ALHAMBRA (710, 711) 2.0 TDI	CFFB	10.06 -	103	140	1968	MPV
SEAT ALHAMBRA (710, 711) 2.0 TDI 4Drive	CFFB	11.05 -	103	140	1968	MPV
SEAT ALHAMBRA (710, 711) 2.0 TDI	CFGB	10.06 -	125	170	1968	MPV
SEAT ALHAMBRA (710, 711) 2.0 TDI	CFGC	12.11 -	130	177	1968	MPV
SEAT ALTEA (5P1) 1.6 TDI	CAYB	10.11 -	66	90	1598	MPV
SEAT ALTEA (5P1) 1.6 TDI	CAYC	09.10 -	77	105	1598	MPV
SEAT ALTEA (5P1) 2.0 TDI 16V	CFHC	04.03 -	103	140	1968	MPV
SEAT ALTEA (5P1) 2.0 TDI	CEGA	06.03 -	125	170	1968	MPV
SEAT ALTEA XL (5P5, 5P8) 1.6 TDI	CAYB	10.11 -	66	90	1598	MPV
SEAT ALTEA XL (5P5, 5P8) 1.6 TDI	CAYC	09.10 -	77	105	1598	MPV
SEAT ALTEA XL (5P5, 5P8) 2.0 TDI 16V	CFHC	06.10 -	103	140	1968	MPV
SEAT ALTEA XL (5P5, 5P8) 2.0 TDI 16V 4x4	CFHC	10.10 -	103	140	1968	MPV
SEAT ALTEA XL (5P5, 5P8) 2.0 TDI	CEGA	07.06 -	125	170	1968	MPV
SEAT ALTEA XL (5P5, 5P8) 2.0 TDI 4x4	CEGA	07.06 -	125	170	1968	MPV
SEAT ALTEA XL (5P5, 5P8) 2.0 TDI 4x4	CFJA	07.06 -	125	170	1968	MPV
SEAT EXEO (3R2) 2.0 TDI	CJCC	08.12 - 13.05	88	120	1968	Saloon
SEAT EXEO (3R2) 2.0 TDI	CAGA	08.12 - 13.05	105	143	1968	Saloon
SEAT EXEO (3R2) 2.0 TDI	CJCA	08.12 - 13.05	105	143	1968	Saloon
SEAT EXEO (3R2) 2.0 TDI	CAHA	09.02 - 13.05	125	170	1968	Saloon
SEAT EXEO ST (3R5) 2.0 TDI	CJCC	09.07 - 13.05	88	120	1968	Estate
SEAT EXEO ST (3R5) 2.0 TDI	CAGA	09.05 - 13.05	105	143	1968	Estate

APPLICATIONS (Sample Selection)

Description	Engine Code	Year	kW	HP	cc	Build
SEAT EXEO ST (3R5) 2.0 TDI	CJCA	09.05 - 13.05	105	143	1968	Estate
SEAT EXEO ST (3R5) 2.0 TDI	CAHA	09.05 - 13.05	125	170	1968	Estate
SEAT IBIZA Mk IV (6J5, 6P1) 1.6 TDI	CAYB	09.05 -	66	90	1598	Hatchback
SEAT IBIZA Mk IV (6J5, 6P1) 1.6 TDI	CAYC	09.05 -	77	105	1598	Hatchback
SEAT IBIZA Mk IV (6J5, 6P1) 1.6 TDI	CLNA	09.05 -	77	105	1598	Hatchback
SEAT IBIZA Mk IV (6J5, 6P1) 2.0 TDI	CFHD	10.01 -	105	143	1968	Hatchback
SEAT IBIZA Mk IV SPORTCOUPE (6J1, 6P5) 1.6 TDI	CAYB	09.05 -	66	90	1598	Coupe
SEAT IBIZA Mk IV SPORTCOUPE (6J1, 6P5) 1.6 TDI	CAYC	09.05 -	77	105	1598	Coupe
SEAT IBIZA Mk IV SPORTCOUPE (6J1, 6P5) 1.6 TDI	CLNA	09.05 -	77	105	1598	Coupe
SEAT IBIZA Mk IV SPORTCOUPE (6J1, 6P5) 2.0 TDI	CFHD	10.01 -	105	143	1968	Coupe
SEAT IBIZA Mk IV ST (6J8, 6P8) 1.6 TDI	CAYB	10.03 -	66	90	1598	Estate
SEAT IBIZA Mk IV ST (6J8, 6P8) 1.6 TDI	CAYC	10.03 -	77	105	1598	Estate
SEAT IBIZA Mk IV ST (6J8, 6P8) 1.6 TDI	CLNA	10.03 -	77	105	1598	Estate
SEAT LEON (1P1) 1.6 TDI	CAYB	10.11 - 12.12	66	90	1598	Hatchback
SEAT LEON (1P1) 1.6 TDI	CAYC	10.02 - 12.12	77	105	1598	Hatchback
SEAT LEON (1P1) 2.0 TDI 16V	CFHC	05.07 - 12.12	103	140	1968	Hatchback
SEAT LEON (1P1) 2.0 TDI 16V	CLCB	05.07 - 12.12	103	140	1968	Hatchback
SEAT LEON (1P1) 2.0 TDI	CEGA	06.05 - 12.12	125	170	1968	Hatchback
SEAT LEON (1P1) 2.0 TDI	CFJA	06.05 - 12.12	125	170	1968	Hatchback
SEAT TOLEDO III (5P2) 2.0 TDI	CEGA	06.01 - 09.05	125	170	1968	MPV
SEAT TOLEDO IV (KG3) 1.6 TDI	CAYB	13.06 - 15.06	66	90	1598	Hatchback
SEAT TOLEDO IV (KG3) 1.6 TDI	CAYC	12.07 - 15.06	77	105	1598	Hatchback
SEAT TOLEDO IV (KG3) 1.6 TDI	CLNA	12.07 - 15.06	77	105	1598	Hatchback
SKODA FABIA II (542) 1.6 TDI	CAYB	10.03 - 14.12	66	90	1598	Hatchback
SKODA FABIA II (542) 1.6 TDI	CAYC	10.03 - 14.12	77	105	1598	Hatchback

APPLICATIONS (Sample Selection)

Description	Engine Code	Year	kW	HP	cc	Build
SKODA FABIA II Combi (545) 1.6 TDI	CAYB	10.03 - 14.12	66	90	1598	Estate
SKODA FABIA II Combi (545) 1.6 TDI	CAYC	10.03 - 14.12	77	105	1598	Estate
SKODA OCTAVIA II (1Z3) 1.6 TDI	CAYC	09.06 - 13.04	77	105	1598	Hatchback
SKODA OCTAVIA II (1Z3) 2.0 TDI	CFHF	10.03 - 13.06	81	110	1968	Hatchback
SKODA OCTAVIA II (1Z3) 2.0 TDI	CLCA	10.03 - 13.06	81	110	1968	Hatchback
SKODA OCTAVIA II (1Z3) 2.0 TDI 16V	CFHC	04.02 - 13.04	103	140	1968	Hatchback
SKODA OCTAVIA II (1Z3) 2.0 TDI 16V	CLCB	04.02 - 13.04	103	140	1968	Hatchback
SKODA OCTAVIA II (1Z3) 2.0 TDI RS	CEGA	06.04 - 13.02	125	170	1968	Hatchback
SKODA OCTAVIA II Combi (1Z5) 1.6 TDI	CAYC	09.06 - 13.04	77	105	1598	Estate
SKODA OCTAVIA II Combi (1Z5) 1.6 TDI 4x4	CAYC	09.06 - 13.02	77	105	1598	Estate
SKODA OCTAVIA II Combi (1Z5) 2.0 TDI	CFHF	10.03 - 13.06	81	110	1968	Estate
SKODA OCTAVIA II Combi (1Z5) 2.0 TDI	CLCA	10.03 - 13.06	81	110	1968	Estate
SKODA OCTAVIA II Combi (1Z5) 2.0 TDI 4x4	CFHF	11.05 - 13.02	81	110	1968	Estate
SKODA OCTAVIA II Combi (1Z5) 2.0 TDI 16V	CFHC	04.02 - 13.05	103	140	1968	Estate
SKODA OCTAVIA II Combi (1Z5) 2.0 TDI 16V	CLCB	04.02 - 13.05	103	140	1968	Estate
SKODA OCTAVIA II Combi (1Z5) 2.0 TDI 16V 4x4	CFHC	10.05 - 13.02	103	140	1968	Estate
SKODA OCTAVIA II Combi (1Z5) 2.0 TDI RS	CEGA	06.04 - 13.02	125	170	1968	Estate
SKODA RAPID (NH3) 1.6 TDI	CAYB	13.08 -	66	90	1598	Hatchback
SKODA RAPID (NH3) 1.6 TDI	CAYC	12.07 -	77	105	1598	Hatchback
SKODA RAPID (NH3) 1.6 TDI	CLNA	12.07 -	77	105	1598	Hatchback
SKODA RAPID Spaceback (NH1) 1.6 TDI	CAYB	13.08 -	66	90	1598	Hatchback
SKODA RAPID Spaceback (NH1) 1.6 TDI	CAYC	12.07 -	77	105	1598	Hatchback
SKODA RAPID Spaceback (NH1) 1.6 TDI	CLNA	12.07 -	77	105	1598	Hatchback
SKODA ROOMSTER (5J) 1.6 TDI	CAYB	10.03 - 15.05	66	90	1598	MPV
SKODA ROOMSTER (5J) 1.6 TDI	CAYC	10.03 - 15.05	77	105	1598	MPV

APPLICATIONS (Sample Selection)

Description	Engine Code	Year	kW	HP	cc	Build
SKODA ROOMSTER Praktik (5J) 1.6 TDI	CAYB	10.03 - 15.05	66	90	1598	Box
SKODA SUPERB II (3T4) 1.6 TDI	CAYC	10.09 - 15.05	77	105	1598	Hatchback
SKODA SUPERB II (3T4) 2.0 TDI 16V	CFFB	09.01 - 15.05	103	140	1968	Hatchback
SKODA SUPERB II (3T4) 2.0 TDI 16V	CLJA	09.01 - 15.05	103	140	1968	Hatchback
SKODA SUPERB II (3T4) 2.0 TDI 16V 4x4	CFFB	10.11 - 15.05	103	140	1968	Hatchback
SKODA SUPERB II (3T4) 2.0 TDI	CBBB	08.07 - 15.05	125	170	1968	Hatchback
SKODA SUPERB II (3T4) 2.0 TDI	CFGB	08.07 - 15.05	125	170	1968	Hatchback
SKODA SUPERB II (3T4) 2.0 TDI 4x4	CBBB	08.09 - 15.05	125	170	1968	Hatchback
SKODA SUPERB II (3T4) 2.0 TDI 4x4	CFGB	08.09 - 15.05	125	170	1968	Hatchback
SKODA SUPERB II Estate (3T5) 1.6 TDI	CAYC	10.09 - 15.05	77	105	1598	Estate
SKODA SUPERB II Estate (3T5) 2.0 TDI 16V	CFFB	09.10 - 15.05	103	140	1968	Estate
SKODA SUPERB II Estate (3T5) 2.0 TDI 16V	CLJA	09.10 - 15.05	103	140	1968	Estate
SKODA SUPERB II Estate (3T5) 2.0 TDI 16V 4x4	CFFB	10.11 - 15.05	103	140	1968	Estate
SKODA SUPERB II Estate (3T5) 2.0 TDI	CBBB	09.10 - 15.05	125	170	1968	Estate
SKODA SUPERB II Estate (3T5) 2.0 TDI	CFGB	09.10 - 15.05	125	170	1968	Estate
SKODA SUPERB II Estate (3T5) 2.0 TDI 4x4	CBBB	09.10 - 15.05	125	170	1968	Estate
SKODA SUPERB II Estate (3T5) 2.0 TDI 4x4	CFGB	09.10 - 15.05	125	170	1968	Estate
SKODA YETI (5L) 1.6 TDI	CAYC	10.11 - 15.05	77	105	1598	Closed ORV
SKODA YETI (5L) 2.0 TDI	CLCA	09.11 - 17.12	81	110	1968	Closed ORV
SKODA YETI (5L) 2.0 TDI 4x4	CFHF	09.11 - 17.12	81	110	1968	Closed ORV
SKODA YETI (5L) 2.0 TDI	CFHC	11.11 - 17.12	103	140	1968	Closed ORV
SKODA YETI (5L) 2.0 TDI 4x4	CBDB	09.05 - 17.12	103	140	1968	Closed ORV
SKODA YETI (5L) 2.0 TDI 4x4	CFHC	09.05 - 17.12	103	140	1968	Closed ORV
SKODA YETI (5L) 2.0 TDI 4x4	CLCB	09.05 - 17.12	103	140	1968	Closed ORV
SKODA YETI (5L) 2.0 TDI 4x4	CEGA	09.11 - 15.05	125	170	1968	Closed ORV

APPLICATIONS (Sample Selection)

Description	Engine Code	Year	kW	HP	cc	Build
SKODA YETI (5L) 2.0 TDI 4x4	CFJA	09.11 - 15.05	125	170	1968	Closed ORV
VW AMAROK (2HA, 2HB, S1B, S6B, S7A, S7B) 2.0 TDI	CDBA	10.09 - 13.10	90	122	1968	Pickup
VW AMAROK (2HA, 2HB, S1B, S6B, S7A, S7B) 2.0 TDI	CNFA	10.09 - 13.10	90	122	1968	Pickup
VW AMAROK (2HA, 2HB, S1B, S6B, S7A, S7B) 2.0 TDI 4motion	CDBA	10.09 - 13.10	90	122	1968	Pickup
VW AMAROK (2HA, 2HB, S1B, S6B, S7A, S7B) 2.0 TDI 4motion	CNFA	10.09 - 13.10	90	122	1968	Pickup
VW AMAROK (2HA, 2HB, S1B, S6B, S7A, S7B) 2.0 TDI	CNFB	12.07 - 16.10	103	140	1968	Pickup
VW AMAROK (2HA, 2HB, S1B, S6B, S7A, S7B) 2.0 TDI 4motion	CNFB	12.06 -	103	140	1968	Pickup
VW AMAROK (2HA, 2HB, S1B, S6B, S7A, S7B) 2.0 BiTDI	CDCA	10.09 -	120	163	1968	Pickup
VW AMAROK (2HA, 2HB, S1B, S6B, S7A, S7B) 2.0 BiTDI 4motion	CDCA	10.09 -	120	163	1968	Pickup
VW AMAROK (2HA, 2HB, S1B, S6B, S7A, S7B) 2.0 BiTDI 4motion	CNEA	11.11 -	132	180	1968	Pickup
VW AMAROK (2HA, 2HB, S1B, S6B, S7A, S7B) 2.0 BiTDI 4motion	CSHA	11.11 -	132	180	1968	Pickup
VW BEETLE (5C1, 5C2) 1.6 TDI	CAYC	11.10 - 16.07	77	105	1598	Hatchback
VW BEETLE (5C1, 5C2) 2.0 TDI	CFFB	11.04 - 16.07	103	140	1968	Hatchback
VW BEETLE (5C1, 5C2) 2.0 TDI	CJAA	11.04 - 16.07	103	140	1968	Hatchback
VW BEETLE Convertible (5C7, 5C8) 1.6 TDI	CAYC	11.12 - 16.07	77	105	1598	Convertible
VW BEETLE Convertible (5C7, 5C8) 2.0 TDI	CFFB	12.04 - 16.07	103	140	1968	Convertible
VW BEETLE Convertible (5C7, 5C8) 2.0 TDI	CJAA	12.04 - 16.07	103	140	1968	Convertible
VW CADDY III Estate (2KB, 2KJ, 2CB, 2CJ) 1.6 TDI	CAYD	10.08 - 15.05	75	102	1598	Estate
VW CADDY III Estate (2KB, 2KJ, 2CB, 2CJ) 2.0 TDI	CLCA	10.08 - 15.05	81	110	1968	Estate
VW CADDY III Estate (2KB, 2KJ, 2CB, 2CJ) 2.0 TDI 4motion	CFHF	10.08 - 15.05	81	110	1968	Estate
VW CADDY III Estate (2KB, 2KJ, 2CB, 2CJ) 2.0 TDI 16V	CFHC	10.11 - 15.05	103	140	1968	Estate
VW CADDY III Estate (2KB, 2KJ, 2CB, 2CJ) 2.0 TDI 16V	CLCB	10.11 - 15.05	103	140	1968	Estate
VW CADDY III Estate (2KB, 2KJ, 2CB, 2CJ) 2.0 TDI 16V 4motion	CFHC	10.11 - 15.05	103	140	1968	Estate
VW CADDY III Estate (2KB, 2KJ, 2CB, 2CJ) 2.0 TDI	CFJA	12.05 - 15.05	125	170	1968	Estate
VW CADDY III Box (2KA, 2KH, 2CA, 2CH) 1.6 TDI	CAYD	10.08 - 15.05	75	102	1598	Box

APPLICATIONS (Sample Selection)

Description	Engine Code	Year	kW	HP	cc	Build
VW CADDY III Box (2KA, 2KH, 2CA, 2CH) 2.0 TDI	CFHE	10.11 - 15.05	62	85	1968	Box
VW CADDY III Box (2KA, 2KH, 2CA, 2CH) 2.0 TDI 4motion	CFHE	10.12 - 15.05	62	85	1968	Box
VW CADDY III Box (2KA, 2KH, 2CA, 2CH) 2.0 TDI	CLCA	10.08 - 15.05	81	110	1968	Box
VW CADDY III Box (2KA, 2KH, 2CA, 2CH) 2.0 TDI 4motion	CFHF	10.08 - 15.05	81	110	1968	Box
VW CADDY III Box (2KA, 2KH, 2CA, 2CH) 2.0 TDI 16V	CFHC	10.11 - 15.05	103	140	1968	Box
VW CADDY III Box (2KA, 2KH, 2CA, 2CH) 2.0 TDI 16V	CLCB	10.11 - 15.05	103	140	1968	Box
VW CADDY III Box (2KA, 2KH, 2CA, 2CH) 2.0 TDI 16V 4motion	CFHC	10.11 - 15.05	103	140	1968	Box
VW CADDY III Box (2KA, 2KH, 2CA, 2CH) 2.0 TDI	CFJA	12.05 - 15.05	125	170	1968	Box
VW CADDY IV Estate (SAB, SAJ) 1.6 TDI	CAYD	15.05 -	75	102	1598	Estate
VW CADDY IV Estate (SAB, SAJ) 2.0 TDI 4motion	CFHF	15.05 - 16.05	81	110	1968	Estate
VW CADDY IV Estate (SAB, SAJ) 2.0 TDI	CFHC	15.05 -	103	140	1968	Estate
VW CADDY IV Estate (SAB, SAJ) 2.0 TDI	CLCB	15.05 -	103	140	1968	Estate
VW CADDY IV Estate (SAB, SAJ) 2.0 TDI 4motion	CFHC	15.05 -	103	140	1968	Estate
VW CADDY IV Box (SAA, SAH) 1.6 TDI	CAYD	15.05 -	75	102	1598	Box
VW CADDY IV Box (SAA, SAH) 2.0 TDI 4motion	CFHF	15.05 - 16.05	81	110	1968	Box
VW CADDY IV Box (SAA, SAH) 2.0 TDI	CFHC	15.05 -	103	140	1968	Box
VW CADDY IV Box (SAA, SAH) 2.0 TDI	CLCB	15.05 -	103	140	1968	Box
VW CADDY IV Box (SAA, SAH) 2.0 TDI 4motion	CFHC	15.05 -	103	140	1968	Box
VW EOS (1F7, 1F8) 2.0 TDI	CFFA	10.11 - 15.08	100	136	1968	Convertible
VW EOS (1F7, 1F8) 2.0 TDI 16V	CBAB	08.05 - 15.08	103	140	1968	Convertible
VW EOS (1F7, 1F8) 2.0 TDI 16V	CFFB	08.05 - 15.08	103	140	1968	Convertible
VW GOLF V Estate (1K5) 2.0 TDI 16V	CBDB	07.06 - 09.07	103	140	1968	Estate
VW GOLF VI (5K1) 1.6 TDI	CAYB	09.02 - 12.11	66	90	1598	Hatchback
VW GOLF VI (5K1) 1.6 TDI	CAYC	09.02 - 12.11	77	105	1598	Hatchback
VW GOLF VI (5K1) 2.0 TDI	CLCA	08.10 - 12.11	81	110	1968	Hatchback

APPLICATIONS (Sample Selection)

Description	Engine Code	Year	kW	HP	cc	Build
VW GOLF VI (5K1) 2.0 TDI	CBAA	08.10 - 12.11	100	136	1968	Hatchback
VW GOLF VI (5K1) 2.0 TDI	CFFA	08.10 - 12.11	100	136	1968	Hatchback
VW GOLF VI (5K1) 2.0 TDI	CBAB	08.10 - 13.05	103	140	1968	Hatchback
VW GOLF VI (5K1) 2.0 TDI	CFFB	08.10 - 13.05	103	140	1968	Hatchback
VW GOLF VI (5K1) 2.0 TDI	CJAA	08.10 - 13.05	103	140	1968	Hatchback
VW GOLF VI (5K1) 2.0 TDI 4motion	CBAB	09.05 - 12.11	103	140	1968	Hatchback
VW GOLF VI (5K1) 2.0 TDI 4motion	CFFB	09.05 - 12.11	103	140	1968	Hatchback
VW GOLF VI (5K1) 2.0 TDI	CBBB	09.04 - 12.11	125	170	1968	Hatchback
VW GOLF VI (5K1) 2.0 TDI	CFGB	09.04 - 12.11	125	170	1968	Hatchback
VW GOLF VI Estate (AJ5) 1.6 TDI	CAYB	09.12 - 13.07	66	90	1598	Estate
VW GOLF VI Estate (AJ5) 1.6 TDI	CAYC	09.07 - 13.07	77	105	1598	Estate
VW GOLF VI Estate (AJ5) 1.6 TDI 4motion	CAYC	09.07 - 13.07	77	105	1598	Estate
VW GOLF VI Estate (AJ5) 2.0 TDI	CLCA	10.01 - 13.07	81	110	1968	Estate
VW GOLF VI Estate (AJ5) 2.0 TDI	CBDA	09.07 - 13.07	100	136	1968	Estate
VW GOLF VI Estate (AJ5) 2.0 TDI	CBDB	09.07 - 13.07	103	140	1968	Estate
VW GOLF VI Estate (AJ5) 2.0 TDI	CJAA	09.07 - 13.07	103	140	1968	Estate
VW GOLF VI Estate (AJ5) 2.0 TDI	CFHC	09.07 - 13.07	103	140	1968	Estate
VW GOLF VI Estate (AJ5) 2.0 TDI	CLCB	09.07 - 13.07	103	140	1968	Estate
VW GOLF VI Convertible (517) 1.6 TDI	CAYC	11.03 - 16.05	77	105	1598	Convertible
VW GOLF VI Convertible (517) 2.0 TDI	CFHC	11.11 - 16.05	103	140	1968	Convertible
VW GOLF PLUS (5M1, 521) 1.6 TDI	CAYB	09.02 - 13.12	66	90	1598	Hatchback
VW GOLF PLUS (5M1, 521) 1.6 TDI	CAYC	09.03 - 13.12	77	105	1598	Hatchback
VW GOLF PLUS (5M1, 521) 2.0 TDI	CLCA	09.01 - 13.12	81	110	1968	Hatchback
VW GOLF PLUS (5M1, 521) 2.0 TDI	CBDA	05.05 - 13.12	100	136	1968	Hatchback
VW GOLF PLUS (5M1, 521) 2.0 TDI 16V	CBDB	05.01 - 13.12	103	140	1968	Hatchback

APPLICATIONS (Sample Selection)

Description	Engine Code	Year	kW	HP	cc	Build
VW GOLF PLUS (5M1, 521) 2.0 TDI 16V	CFHC	05.01 - 13.12	103	140	1968	Hatchback
VW JETTA III (1K2) 1.6 TDI	CAYB	09.12 - 10.10	66	90	1598	Saloon
VW JETTA III (1K2) 1.6 TDI	CAYC	09.06 - 10.10	77	105	1598	Saloon
VW JETTA III (1K2) 2.0 TDI	CBDA	05.09 - 10.10	100	136	1968	Saloon
VW JETTA III (1K2) 2.0 TDI 16V	CBDB	05.08 - 10.10	103	140	1968	Saloon
VW JETTA III (1K2) 2.0 TDI 16V	CJAA	05.08 - 10.10	103	140	1968	Saloon
VW JETTA III (1K2) 2.0 TDI	CEGA	06.10 - 10.10	125	170	1968	Saloon
VW JETTA IV (162, 163, AV3, AV2) 1.6 TDI	CAYC	10.04 - 14.07	77	105	1598	Saloon
VW JETTA IV (162, 163, AV3, AV2) 2.0 TDI	CLCA	10.10 -	81	110	1968	Saloon
VW JETTA IV (162, 163, AV3, AV2) 2.0 TDI	CFFB	11.02 -	103	140	1968	Saloon
VW JETTA IV (162, 163, AV3, AV2) 2.0 TDI	CJAA	11.02 -	103	140	1968	Saloon
VW JETTA IV (162, 163, AV3, AV2) 2.0 TDI	CFHC	11.02 -	103	140	1968	Saloon
VW JETTA IV (162, 163, AV3, AV2) 2.0 TDI	CLCB	11.02 -	103	140	1968	Saloon
VW PASSAT (3C2) 1.6 TDI	CAYC	09.08 - 10.07	77	105	1598	Saloon
VW PASSAT (3C2) 2.0 TDI	CBAA	05.03 - 10.11	100	136	1968	Saloon
VW PASSAT (3C2) 2.0 TDI 16V	CBAB	05.03 - 10.07	103	140	1968	Saloon
VW PASSAT (3C2) 2.0 TDI 16V 4motion	CBAB	05.03 - 10.08	103	140	1968	Saloon
VW PASSAT (3C2) 2.0 TDI	CBBB	05.08 - 10.07	125	170	1968	Saloon
VW PASSAT (3C2) 2.0 TDI 4motion	CBBB	09.05 - 10.07	125	170	1968	Saloon
VW PASSAT Estate (3C5) 1.6 TDI	CAYC	09.08 - 10.11	77	105	1598	Estate
VW PASSAT Estate (3C5) 2.0 TDI	CBAA	05.08 - 10.11	100	136	1968	Estate
VW PASSAT Estate (3C5) 2.0 TDI 16V	CBAB	05.08 - 10.11	103	140	1968	Estate
VW PASSAT Estate (3C5) 2.0 TDI 16V 4motion	CBAB	05.08 - 10.11	103	140	1968	Estate
VW PASSAT Estate (3C5) 2.0 TDI	CBBB	05.08 - 10.11	125	170	1968	Estate
VW PASSAT Estate (3C5) 2.0 TDI 4motion	CBBB	09.05 - 10.11	125	170	1968	Estate

APPLICATIONS (Sample Selection)

Description	Engine Code	Year	kW	HP	cc	Build
VW PASSAT CC (357) 2.0 TDI	CBAA	08.06 - 11.05	100	136	1968	Coupe
VW PASSAT CC (357) 2.0 TDI	CFFA	08.06 - 11.05	100	136	1968	Coupe
VW PASSAT CC (357) 2.0 TDI	CBAB	08.06 - 12.01	103	140	1968	Coupe
VW PASSAT CC (357) 2.0 TDI	CFFB	08.06 - 12.01	103	140	1968	Coupe
VW PASSAT CC (357) 2.0 TDI 4motion	CBAB	09.08 - 12.01	103	140	1968	Coupe
VW PASSAT CC (357) 2.0 TDI 4motion	CFFB	09.08 - 12.01	103	140	1968	Coupe
VW PASSAT CC (357) 2.0 TDI	CBBB	08.06 - 12.01	125	170	1968	Coupe
VW PASSAT CC (357) 2.0 TDI	CFGB	08.06 - 12.01	125	170	1968	Coupe
VW PASSAT CC (357) 2.0 TDI	CLLA	08.06 - 12.01	125	170	1968	Coupe
VW PASSAT CC (357) 2.0 TDI 4motion	CBBB	09.11 - 12.01	125	170	1968	Coupe
VW PASSAT CC (357) 2.0 TDI 4motion	CFGB	09.11 - 12.01	125	170	1968	Coupe
VW PASSAT (362) 1.6 TDI	CAYC	10.08 - 14.12	77	105	1598	Saloon
VW PASSAT (362) 2.0 TDI	CFFA	10.08 - 14.12	100	136	1968	Saloon
VW PASSAT (362) 2.0 TDI	CFFB	10.08 - 14.12	103	140	1968	Saloon
VW PASSAT (362) 2.0 TDI 4motion	CFFB	10.08 - 14.12	103	140	1968	Saloon
VW PASSAT (362) 2.0 TDI	CFGB	10.08 - 14.12	125	170	1968	Saloon
VW PASSAT (362) 2.0 TDI	CLLA	10.08 - 14.12	125	170	1968	Saloon
VW PASSAT (362) 2.0 TDI 4motion	CFGB	10.08 - 13.01	125	170	1968	Saloon
VW PASSAT (362) 2.0 TDI	CFGC	12.12 - 14.12	130	177	1968	Saloon
VW PASSAT (362) 2.0 TDI 4motion	CFGC	13.01 - 14.12	130	177	1968	Saloon
VW PASSAT Estate (365) 1.6 TDI	CAYC	10.08 - 14.12	77	105	1598	Estate
VW PASSAT Estate (365) 2.0 TDI	CFFA	10.08 - 14.12	100	136	1968	Estate
VW PASSAT Estate (365) 2.0 TDI	CFFB	10.08 - 14.12	103	140	1968	Estate
VW PASSAT Estate (365) 2.0 TDI 4motion	CFFB	10.08 - 14.12	103	140	1968	Estate
VW PASSAT Estate (365) 2.0 TDI	CFGB	10.08 - 14.12	125	170	1968	Estate

APPLICATIONS (Sample Selection)

Description	Engine Code	Year	kW	HP	cc	Build
VW PASSAT Estate (365) 2.0 TDI	CLLA	10.08 - 14.12	125	170	1968	Estate
VW PASSAT Estate (365) 2.0 TDI 4motion	CFGB	10.08 - 13.01	125	170	1968	Estate
VW PASSAT Estate (365) 2.0 TDI	CFGC	12.12 - 14.12	130	177	1968	Estate
VW PASSAT Estate (365) 2.0 TDI 4motion	CFGC	13.01 - 14.12	130	177	1968	Estate
VW PASSAT ALLTRACK (365) 2.0 TDI	CFFB	12.01 - 14.12	103	140	1968	Estate
VW PASSAT ALLTRACK (365) 2.0 TDI 4motion	CFFB	12.01 - 14.12	103	140	1968	Estate
VW PASSAT ALLTRACK (365) 2.0 TDI 4motion	CFGB	12.01 - 14.12	125	170	1968	Estate
VW PASSAT ALLTRACK (365) 2.0 TDI 4motion	CFGC	13.01 - 14.12	130	177	1968	Estate
VW CC (358) 2.0 TDI	CFFA	11.11 - 16.12	100	136	1968	Coupe
VW CC (358) 2.0 TDI	CFFB	11.11 - 16.12	103	140	1968	Coupe
VW CC (358) 2.0 TDI 4motion	CFFB	11.11 - 16.12	103	140	1968	Coupe
VW CC (358) 2.0 TDI	CFGB	11.11 - 16.12	125	170	1968	Coupe
VW CC (358) 2.0 TDI	CLLA	11.11 - 16.12	125	170	1968	Coupe
VW CC (358) 2.0 TDI 4motion	CFGB	11.11 - 13.01	125	170	1968	Coupe
VW CC (358) 2.0 TDI	CFGC	12.12 - 16.12	130	177	1968	Coupe
VW CC (358) 2.0 TDI 4motion	CFGC	12.12 - 16.12	130	177	1968	Coupe
VW POLO (6R1, 6C1) 1.6 TDI	CAYB	09.06 -	66	90	1598	Hatchback
VW POLO (6R1, 6C1) 1.6 TDI	CAYC	09.06 -	77	105	1598	Hatchback
VW POLO (6R1, 6C1) 1.6 TDI	CLNA	09.06 -	77	105	1598	Hatchback
VW SCIROCCO (137, 138) 2.0 TDI	CBDB	08.08 - 17.11	103	140	1968	Coupe
VW SCIROCCO (137, 138) 2.0 TDI	CFHC	08.08 - 17.11	103	140	1968	Coupe
VW SCIROCCO (137, 138) 2.0 TDI	CBBB	09.05 - 17.11	125	170	1968	Coupe
VW SCIROCCO (137, 138) 2.0 TDI	CFGB	09.05 - 17.11	125	170	1968	Coupe
VW SCIROCCO (137, 138) 2.0 TDI	CFGC	13.01 - 17.11	130	177	1968	Coupe
VW SHARAN (7N1, 7N2) 2.0 TDI	CFFE	11.05 -	85	115	1968	MPV

APPLICATIONS (Sample Selection)

Description	Engine Code	Year	kW	HP	cc	Build
VW SHARAN (7N1, 7N2) 2.0 TDI	CFFA	10.05 -	100	136	1968	MPV
VW SHARAN (7N1, 7N2) 2.0 TDI	CFFB	10.05 -	103	140	1968	MPV
VW SHARAN (7N1, 7N2) 2.0 TDI 4motion	CFFB	11.05 -	103	140	1968	MPV
VW SHARAN (7N1, 7N2) 2.0 TDI	CFGB	10.08 -	125	170	1968	MPV
VW SHARAN (7N1, 7N2) 2.0 TDI	CFGC	13.01 -	130	177	1968	MPV
VW TIGUAN (5N_) 2.0 TDI	CFFD	10.05 - 18.07	81	110	1968	Closed ORV
VW TIGUAN (5N_) 2.0 TDI 4motion	CBAA	07.11 - 18.07	100	136	1968	Closed ORV
VW TIGUAN (5N_) 2.0 TDI 4motion	CFFA	07.11 - 18.07	100	136	1968	Closed ORV
VW TIGUAN (5N_) 2.0 TDI	CBAB	08.03 - 18.07	103	140	1968	Closed ORV
VW TIGUAN (5N_) 2.0 TDI	CFFB	08.03 - 18.07	103	140	1968	Closed ORV
VW TIGUAN (5N_) 2.0 TDI 4motion	CBAB	07.09 - 18.07	103	140	1968	Closed ORV
VW TIGUAN (5N_) 2.0 TDI 4motion	CFFB	07.09 - 18.07	103	140	1968	Closed ORV
VW TIGUAN (5N_) 2.0 TDI 4motion	CLJA	07.09 - 18.07	103	140	1968	Closed ORV
VW TIGUAN (5N_) 2.0 TDI 4motion	CBBB	07.09 - 18.07	125	170	1968	Closed ORV
VW TIGUAN (5N_) 2.0 TDI 4motion	CFGB	07.09 - 18.07	125	170	1968	Closed ORV
VW TIGUAN (5N_) 2.0 TDI 4motion	CFGC	12.11 - 18.07	130	177	1968	Closed ORV
VW TOURAN (1T3) 1.6 TDI	CAYB	10.05 - 15.05	66	90	1598	MPV
VW TOURAN (1T3) 1.6 TDI	CAYC	10.05 - 15.05	77	105	1598	MPV
VW TOURAN (1T3) 2.0 TDI	CFHF	10.11 - 15.05	81	110	1968	MPV
VW TOURAN (1T3) 2.0 TDI	CLCA	10.11 - 15.05	81	110	1968	MPV
VW TOURAN (1T3) 2.0 TDI	CFHC	10.05 - 15.05	103	140	1968	MPV
VW TOURAN (1T3) 2.0 TDI	CFJA	10.05 - 13.01	125	170	1968	MPV
VW CRAFTER 30-35 Bus (2E_) 2.0 TDI	CKTB	11.05 - 16.12	80	109	1968	Bus
VW CRAFTER 30-35 Bus (2E_) 2.0 TDI	CKTC	11.05 - 16.12	100	136	1968	Bus
VW CRAFTER 30-35 Bus (2E_) 2.0 TDI	CKUB	11.07 - 16.12	120	163	1968	Bus

APPLICATIONS (Sample Selection)

Description	Engine Code	Year	kW	HP	cc	Build
VW CRAFTER 30-35 Bus (2E_) 2.0 TDI 4motion	CKUB	11.11 - 16.12	120	163	1968	Bus
VW CRAFTER 30-50 Box (2E_) 2.0 TDI	CKTB	11.05 - 16.12	80	109	1968	Box
VW CRAFTER 30-50 Box (2E_) 2.0 TDI	CKTC	11.05 - 16.12	100	136	1968	Box
VW CRAFTER 30-50 Box (2E_) 2.0 TDI	CKUC	11.10 - 16.12	105	142	1968	Box
VW CRAFTER 30-50 Box (2E_) 2.0 TDI	CKUB	11.07 - 16.12	120	163	1968	Box
VW CRAFTER 30-50 Box (2E_) 2.0 TDI 4motion	CKUB	11.11 - 16.12	120	163	1968	Box
VW CRAFTER 30-50 Platform/Chassis (2F_) 2.0 TDI	CKTB	11.05 - 16.12	80	109	1968	Plat./Chass.
VW CRAFTER 30-50 Platform/Chassis (2F_) 2.0 TDI	CKTC	11.05 - 16.12	100	136	1968	Plat./Chass.
VW CRAFTER 30-50 Platform/Chassis (2F_) 2.0 TDI	CKUC	11.10 - 16.12	105	142	1968	Plat./Chass.
VW CRAFTER 30-50 Platform/Chassis (2F_) 2.0 TDI	CKUB	11.07 - 16.12	120	163	1968	Plat./Chass.
VW CRAFTER 30-50 Platform/Chassis (2F_) 2.0 TDI 4motion	CKUB	11.11 - 16.12	120	163	1968	Plat./Chass.
VW MULTIVAN Mk V (7HM, 7HN, 7HF, 7EF, 7EM, 7EN) 2.0 TDI	CAAA	09.09 - 15.08	62	84	1968	MPV
VW MULTIVAN Mk V (7HM, 7HN, 7HF, 7EF, 7EM, 7EN) 2.0 TDI	CAAB	09.09 - 15.08	75	102	1968	MPV
VW MULTIVAN Mk V (7HM, 7HN, 7HF, 7EF, 7EM, 7EN) 2.0 TDI	CAAD	11.05 - 15.08	84	114	1968	MPV
VW MULTIVAN Mk V (7HM, 7HN, 7HF, 7EF, 7EM, 7EN) 2.0 TDI	CAAE	10.05 - 15.08	100	136	1968	MPV
VW MULTIVAN Mk V (7HM, 7HN, 7HF, 7EF, 7EM, 7EN) 2.0 TDI	CCHB	10.05 - 15.08	100	136	1968	MPV
VW MULTIVAN Mk V (7HM, 7HN, 7HF, 7EF, 7EM, 7EN) 2.0 TDI 4motion	CAAE	10.05 - 15.08	100	136	1968	MPV
VW MULTIVAN Mk V (7HM, 7HN, 7HF, 7EF, 7EM, 7EN) 2.0 TDI 4motion	CCHB	10.05 - 15.08	100	136	1968	MPV
VW MULTIVAN Mk V (7HM, 7HN, 7HF, 7EF, 7EM, 7EN) 2.0 TDI	CAAC	09.09 - 15.08	103	140	1968	MPV
VW MULTIVAN Mk V (7HM, 7HN, 7HF, 7EF, 7EM, 7EN) 2.0 TDI	CCHA	09.09 - 15.08	103	140	1968	MPV
VW MULTIVAN Mk V (7HM, 7HN, 7HF, 7EF, 7EM, 7EN) 2.0 TDI 4motion	CAAC	09.09 - 15.08	103	140	1968	MPV
VW MULTIVAN Mk V (7HM, 7HN, 7HF, 7EF, 7EM, 7EN) 2.0 TDI 4motion	CCHA	09.09 - 15.08	103	140	1968	MPV
VW MULTIVAN Mk V (7HM, 7HN, 7HF, 7EF, 7EM, 7EN) 2.0 BiTDI	CFCA	09.09 - 15.08	132	180	1968	MPV
VW MULTIVAN Mk V (7HM, 7HN, 7HF, 7EF, 7EM, 7EN) 2.0 BiTDI 4motion	CFCA	09.09 - 15.08	132	180	1968	MPV
VW TRANSPORTER / CARAVELLE Mk V Bus (7HB, 7HJ, 7EB, 7EJ, 7EF, 7 2.0 TDI	CAAA	09.09 - 15.08	62	84	1968	Bus

APPLICATIONS (Sample Selection)



Description	Engine Code	Year	kW	HP	cc	Build
VW TRANSPORTER / CARAVELLE Mk V Bus (7HB, 7HJ, 7EB, 7EJ, 7EF, 7 2.0 TDI	CAAB	09.09 - 15.08	75	102	1968	Bus
VW TRANSPORTER / CARAVELLE Mk V Bus (7HB, 7HJ, 7EB, 7EJ, 7EF, 7 2.0 TDI	CAAD	11.05 - 15.08	84	114	1968	Bus
VW TRANSPORTER / CARAVELLE Mk V Bus (7HB, 7HJ, 7EB, 7EJ, 7EF, 7 2.0 TDI	CAAE	10.05 - 15.08	100	136	1968	Bus
VW TRANSPORTER / CARAVELLE Mk V Bus (7HB, 7HJ, 7EB, 7EJ, 7EF, 7 2.0 TDI	CCHB	10.05 - 15.08	100	136	1968	Bus
VW TRANSPORTER / CARAVELLE Mk V Bus (7HB, 7HJ, 7EB, 7EJ, 7EF, 7 2.0 TDI 4motion	CAAE	10.05 - 15.08	100	136	1968	Bus
VW TRANSPORTER / CARAVELLE Mk V Bus (7HB, 7HJ, 7EB, 7EJ, 7EF, 7 2.0 TDI 4motion	CCHB	10.05 - 15.08	100	136	1968	Bus
VW TRANSPORTER / CARAVELLE Mk V Bus (7HB, 7HJ, 7EB, 7EJ, 7EF, 7 2.0 TDI	CAAC	09.09 - 15.08	103	140	1968	Bus
VW TRANSPORTER / CARAVELLE Mk V Bus (7HB, 7HJ, 7EB, 7EJ, 7EF, 7 2.0 TDI	CCHA	09.09 - 15.08	103	140	1968	Bus
VW TRANSPORTER / CARAVELLE Mk V Bus (7HB, 7HJ, 7EB, 7EJ, 7EF, 7 2.0 TDI 4motion	CAAC	09.09 - 15.08	103	140	1968	Bus
VW TRANSPORTER / CARAVELLE Mk V Bus (7HB, 7HJ, 7EB, 7EJ, 7EF, 7 2.0 TDI 4motion	CCHA	09.09 - 15.08	103	140	1968	Bus
VW TRANSPORTER / CARAVELLE Mk V Bus (7HB, 7HJ, 7EB, 7EJ, 7EF, 7 2.0 BiTDI	CFCA	09.09 - 15.08	132	180	1968	Bus
VW TRANSPORTER / CARAVELLE Mk V Bus (7HB, 7HJ, 7EB, 7EJ, 7EF, 7 2.0 BiTDI 4motion	CFCA	09.09 - 15.08	132	180	1968	Bus
VW TRANSPORTER Mk V Box (7HA, 7HH, 7EA, 7EH) 2.0 TDI	CAAA	09.09 - 15.08	62	84	1968	Box
VW TRANSPORTER Mk V Box (7HA, 7HH, 7EA, 7EH) 2.0 TDI	CAAB	09.09 - 15.08	75	102	1968	Box
VW TRANSPORTER Mk V Box (7HA, 7HH, 7EA, 7EH) 2.0 TDI	CAAD	11.05 - 15.08	84	114	1968	Box
VW TRANSPORTER Mk V Box (7HA, 7HH, 7EA, 7EH) 2.0 TDI	CAAE	10.05 - 15.08	100	136	1968	Box
VW TRANSPORTER Mk V Box (7HA, 7HH, 7EA, 7EH) 2.0 TDI	CCHB	10.05 - 15.08	100	136	1968	Box
VW TRANSPORTER Mk V Box (7HA, 7HH, 7EA, 7EH) 2.0 TDI 4motion	CAAE	10.05 - 15.08	100	136	1968	Box
VW TRANSPORTER Mk V Box (7HA, 7HH, 7EA, 7EH) 2.0 TDI 4motion	CCHB	10.05 - 15.08	100	136	1968	Box
VW TRANSPORTER Mk V Box (7HA, 7HH, 7EA, 7EH) 2.0 TDI	CAAC	09.09 - 15.08	103	140	1968	Box
VW TRANSPORTER Mk V Box (7HA, 7HH, 7EA, 7EH) 2.0 TDI	CCHA	09.09 - 15.08	103	140	1968	Box
VW TRANSPORTER Mk V Box (7HA, 7HH, 7EA, 7EH) 2.0 TDI 4motion	CAAC	09.09 - 15.08	103	140	1968	Box
VW TRANSPORTER Mk V Box (7HA, 7HH, 7EA, 7EH) 2.0 TDI 4motion	CCHA	09.09 - 15.08	103	140	1968	Box
VW TRANSPORTER Mk V Box (7HA, 7HH, 7EA, 7EH) 2.0 BiTDI	CFCA	09.09 - 15.08	132	180	1968	Box
VW TRANSPORTER Mk V Box (7HA, 7HH, 7EA, 7EH) 2.0 BiTDI 4motion	CFCA	09.09 - 15.08	132	180	1968	Box

APPLICATIONS (Sample Selection)


Description	Engine Code	Year	kW	HP	cc	Build
VW TRANSPORTER Mk V Platform/Chassis (7JD, 7JE, 7JL, 7JY, 7JZ, 2.0 TDI	CAAA	09.09 - 15.08	62	84	1968	Plat./Chass.
VW TRANSPORTER Mk V Platform/Chassis (7JD, 7JE, 7JL, 7JY, 7JZ, 2.0 TDI	CAAB	09.09 - 15.08	75	102	1968	Plat./Chass.
VW TRANSPORTER Mk V Platform/Chassis (7JD, 7JE, 7JL, 7JY, 7JZ, 2.0 TDI	CAAD	11.05 - 15.08	84	114	1968	Plat./Chass.
VW TRANSPORTER Mk V Platform/Chassis (7JD, 7JE, 7JL, 7JY, 7JZ, 2.0 TDI	CAAE	10.05 - 15.08	100	136	1968	Plat./Chass.
VW TRANSPORTER Mk V Platform/Chassis (7JD, 7JE, 7JL, 7JY, 7JZ, 2.0 TDI 4motion	CAAE	10.05 - 15.08	100	136	1968	Plat./Chass.
VW TRANSPORTER Mk V Platform/Chassis (7JD, 7JE, 7JL, 7JY, 7JZ, 2.0 TDI 4motion	CCHB	10.05 - 15.08	100	136	1968	Plat./Chass.
VW TRANSPORTER Mk V Platform/Chassis (7JD, 7JE, 7JL, 7JY, 7JZ, 2.0 TDI	CAAC	09.09 - 15.08	103	140	1968	Plat./Chass.
VW TRANSPORTER Mk V Platform/Chassis (7JD, 7JE, 7JL, 7JY, 7JZ, 2.0 TDI 4motion	CAAC	09.09 - 15.08	103	140	1968	Plat./Chass.
VW TRANSPORTER Mk V Platform/Chassis (7JD, 7JE, 7JL, 7JY, 7JZ, 2.0 BITDI	CFCA	09.09 - 15.08	132	180	1968	Plat./Chass.
VW TRANSPORTER Mk V Platform/Chassis (7JD, 7JE, 7JL, 7JY, 7JZ, 2.0 BITDI 4motion	CFCA	09.09 - 15.08	132	180	1968	Plat./Chass.
VW CARAVELLE Mk VI (SGF, SGM, SGN, SHM, SHN) 2.0 TDI	CAAB	15.04 -	75	102	1968	MPV
VW CARAVELLE Mk VI (SGF, SGM, SGN, SHM, SHN) 2.0 TDI	CAAC	15.04 -	103	140	1968	MPV
VW CARAVELLE Mk VI (SGF, SGM, SGN, SHM, SHN) 2.0 TDI 4motion	CAAC	15.06 -	103	140	1968	MPV
VW CARAVELLE Mk VI (SGF, SGM, SGN, SHM, SHN) 2.0 TDI	CFCA	15.04 -	132	180	1968	MPV
VW CARAVELLE Mk VI (SGF, SGM, SGN, SHM, SHN) 2.0 TDI 4motion	CFCA	15.06 -	132	180	1968	MPV
VW TRANSPORTER / CARAVELLE Mk VI Bus (SGB, SGG, SGJ, SGC, SHB, 2.0 TDI	CAAA	15.04 -	62	84	1968	Bus
VW TRANSPORTER / CARAVELLE Mk VI Bus (SGB, SGG, SGJ, SGC, SHB, 2.0 TDI	CAAB	15.04 -	75	102	1968	Bus
VW TRANSPORTER / CARAVELLE Mk VI Bus (SGB, SGG, SGJ, SGC, SHB, 2.0 TDI	CAAC	15.04 -	103	140	1968	Bus
VW TRANSPORTER / CARAVELLE Mk VI Bus (SGB, SGG, SGJ, SGC, SHB, 2.0 TDI 4motion	CAAC	15.06 -	103	140	1968	Bus
VW TRANSPORTER / CARAVELLE Mk VI Bus (SGB, SGG, SGJ, SGC, SHB, 2.0 TDI	CFCA	15.04 -	132	180	1968	Bus
VW TRANSPORTER / CARAVELLE Mk VI Bus (SGB, SGG, SGJ, SGC, SHB, 2.0 TDI 4motion	CFCA	15.06 -	132	180	1968	Bus
VW TRANSPORTER Mk VI Box (SGA, SGH, SHA, SHH) 2.0 TDI	CAAA	15.04 - 16.06	62	84	1968	Box
VW TRANSPORTER Mk VI Box (SGA, SGH, SHA, SHH) 2.0 TDI	CAAB	15.04 -	75	102	1968	Box
VW TRANSPORTER Mk VI Box (SGA, SGH, SHA, SHH) 2.0 TDI	CAAC	15.04 -	103	140	1968	Box
VW TRANSPORTER Mk VI Box (SGA, SGH, SHA, SHH) 2.0 TDI 4motion	CAAC	15.06 -	103	140	1968	Box

APPLICATIONS (Sample Selection)

Description	Engine Code	Year	kW	HP	cc	Build
VW TRANSPORTER Mk VI Box (SGA, SGH, SHA, SHH) 2.0 TDI	CFCA	15.04 -	132	180	1968	Box
VW TRANSPORTER Mk VI Box (SGA, SGH, SHA, SHH) 2.0 TDI 4motion	CFCA	15.06 -	132	180	1968	Box
VW TRANSPORTER Mk VI Platform/Chassis (SFD, SFE, SFL, SFZ, SJD, 2.0 TDI	CAAA	15.04 - 16.06	62	84	1968	Plat./Chass.
VW TRANSPORTER Mk VI Platform/Chassis (SFD, SFE, SFL, SFZ, SJD, 2.0 TDI	CAAB	15.04 -	75	102	1968	Plat./Chass.
VW TRANSPORTER Mk VI Platform/Chassis (SFD, SFE, SFL, SFZ, SJD, 2.0 TDI	CAAC	15.04 -	103	140	1968	Plat./Chass.
VW TRANSPORTER Mk VI Platform/Chassis (SFD, SFE, SFL, SFZ, SJD, 2.0 TDI 4motion	CAAC	15.06 -	103	140	1968	Plat./Chass.
VW TRANSPORTER Mk VI Platform/Chassis (SFD, SFE, SFL, SFZ, SJD, 2.0 TDI	CFCA	15.04 -	132	180	1968	Plat./Chass.
VW TRANSPORTER Mk VI Platform/Chassis (SFD, SFE, SFL, SFZ, SJD, 2.0 TDI 4motion	CFCA	15.06 -	132	180	1968	Plat./Chass.



MAKE THE MOST CHALLENGING REPAIRS FIT & FORGET



GT Automotive
01608 645 950
SALES@GTAUTOMOTIVEPARTS.CO.UK

UNIT 3
WORCESTER ROAD TRADING ESTATE
CHIPPING NORTON
OXFORDSHIRE
OX7 5XW